




FOUR VILLAGES HALF MARATHON

Organised by Helsby Running Club Under BAF Laws (NoEAA Permit No. 2564)

**RACE RESULTS
AND ANALYSIS**



SUNDAY 19TH JANUARY 1997 at 11.00am

******HIGHLIGHTS OF THE 16TH YEAR OF THE****
FOUR VILLAGES HALF MARATHON**

19th JANUARY 1997

Early morning produced just a little rain with the day being mild and still. The rain ceased and gave way to perfect running conditions.

The starter, Mike Frayne, who has completed the race many times and contributed over the years in making it the major event it is today, set the runners on their way promptly at 11 am.

This year our race was selected as one of the Nike/Runners World Race Series and what a way to make our debut!

Two for the price of one this year! Tony Okells' 1989 course record of 65 minutes 13 seconds being broken by the first two men home. First came Kevin McCluskey of Salford Harriers in 64 minutes 11 seconds followed by Martin McLoughlin of Liverpool Pembroke & Sefton in 65 minutes 1 second.

Third in was Warrington ACs Mike Girvan with a time of 66 minutes 33 seconds; he broke his own Vet 40 course record which he set last year.

There was yet further excitement when the ladies arrived. It was a pleasure to welcome Carolyn Hunter Rowe from Knavesmire Harriers who came in 3 seconds outside the course record at 76 minutes 6 seconds and 3 seconds later Stockport Harriers' Jackie Newton. What a battle that was! Third lady home in 81 minutes 3 seconds was Louise Cooper who it is always a pleasure to see.

John Fidler who has just returned home from serving in Bosnia retained his V45 category with a time of 72 minutes 6 seconds.

Unattached Joan Jackson, a V40 was 1st veteran lady home in a time of 83 minutes 25 seconds; she won't be unattached for long! Cheshire lady Sandra Owen was the first V45 home in 88 minutes 37 seconds. Mary Meredith from Welsh Prestatyn RC also retained here V50 title in an creditable time of 89 minutes 46 seconds.

Brian Cleaver the one legged marathon man again set off before everyone else accompanied by local lady Karen Frodsham. This year Brian is raising money for REHAB. We wish him luck in the London Marathon. Look out for him, he plans to hop the last mile!

As you are aware we do not accept entries on the day, this year however there was an exception!. Richard Mitchell and his colleagues Phil and Julie of Compass Computers were so confident and organised on the day Richard decided he had time to run. He was promptly given a number and returned in 80 minutes 51 seconds!, still with enough energy to compile the results in record time!.

We hope you all enjoyed the race and look forward to seeing you again next year on Sunday 18th January 1998.



Alec Robertson



Jackie Keasley

.....on behalf of Helsby Running Club.

*** AWARDS ***

Winner of the Gareth Endacott Memorial Trophy
 Winner of the Greenalls Ladies Trophy
 Winner of the Male Veteran Trophy
 Winner of the Lady Veteran Rose Bowl

KEVIN McCLUSKEY
 CAROLYN HUNTER-ROWE
 MIKE GIRVAN
 JOAN JACKSON

*** MEN ***

	1	Kevin McCluskey	Salford Harriers	1:04:11
	2	Martin McLoughlin	Liverpool & Pembroke Sefton	1:05:01
	3	Mike Girvan	Warrington A.C.	1:06:33 V40
	4	Tony Duffy	Bolton Harriers & A.C.	1:06:37 V40
	5	Dave Mansbridge	Telford Harriers	1:06:56
	6	Mark Kinch	Bingley Harriers & A.C.	1:07:28
	7	Graham Hill	Stockport Harriers	1:08:01
	8	Tony Okell	Stockport Harriers	1:08:16
	9	Peter Kilgallon	Wirral A.C.	1:08:51 V40
	10	Paul Muller	Blackpool & Flyde A.C.	1:09:09
	11	Graham Ratcliffe	Warrington A.C.	1:09:38 V40
	12	Paul Frodsham	Helsby R.C.	1:09:52
JUNIOR VETERANS...		Philip Peerless	Wirral A.C.	1:15:17
40 - 44	1	Mike Girvan	Warrington A.C.	1:06:33
	2	Tony Duffy	Bolton Harriers & A.C.	1:06:37
	3	Peter Kilgallon	Wirral A.C.	1:08:51
45 - 49	1	John Fidler	CEPAC	1:12:06
	2	David McKenna	Liverpool R.C.	1:13:46
	3	Christopher Mason	South Derbyshire R.C.	1:16:44
50 - 54	1	James Beesley		1:15:15
	2	Eric Duffy	Rossendale Harriers & A.C.	1:16:20
55 - 59	1	James Thomas	CEPAC	1:22:59
	2	Peter Norman	Wrexham A.C.	1:23:59
60 - 64	1	George Kay	Stone M.M.	1:21:14
65 - 69	1	Dennis Crompton	Penny Lane Striders	1:27:49
O/70	1	Ronald Reed	Wilmslow R.C.	1:35:48

TEAM WARRINGTON A.C.: Mike Girvan (3), Graham Ratcliffe (11), Stephen Burthem (13) & Les Brookman (21)

*** LADIES ***

	1	Carolyn Hunter Rowe	Knivesmire Harriers	1:16:06
	2	Jackie Newton	Stockport Harriers	1:16:09
	3	Louise Cooper	Rossendale Harriers & A.C.	1:20:59
JUNIOR VETERANS...		Lisa Sparshott	University of Manchester	1:55:22
35 - 39	1	Gill Darby	Liverpool Pembroke & Sefton	1:31:35
	2	Liz Smart	Knivesmire Harriers	1:33:48
	3	Jean Mann	Wigan Phoenix	1:34:50
40 - 44	1	Joan Jackson		1:23:25
	2	Sheila Brunton	Cumberland A.C.	1:31:17
45 - 49	1	Sandra Owen	Tattenhall Runners	1:28:37
	2	Grace Hough	Shrewsbury & District A.C.	1:30:51
50 - 54	1	Mary Meredith	Prestatyn R.C.	1:29:46
O/55	1	Lesley Clague	Tattenhall Runners	1:46:52

TEAM STOCKPORT HARRIERS: Jackie Newton(2), Michela Zazzi (9) & Lesley Greenlees (29)

*** WINNERS ***

YEAR	MALE		FEMALE	
1982	M. Edwards	1:12:36	V. Machin	1:54:14
1983	S. Curran	1:08:48	S. Catterall	1:23:56
1984	S. Anders	1:06:10	V. Gillespie	1:32:57
1985	D. Vernon	1:09:22	G. Nicholson	1:20:53
1986	C. Potter	1:09:48	J. Littler	1:23:35
1987	R. Lindsay	1:05:58	M. Burke	1:19:44
1988	A. Okell	1:08:15	M. Henry (nee Burke)	1:19:59
1989	A. Okell	1:05:13	M. Henry	1:21:26
1990	B. Gillespie	1:07:51	J. Needham	1:22:55
1991	A. Okell	1:06:03	K. Cornwall	1:18:22
1992	C. Sweeney	1:05:21	L. Clarke	1:21:29
1993	D. Swanston	1:05:40	A. Whitelaw	1:21:44
1994	T. Morrey	1:08:26	D. Hoogesteger	1:19:57
1995	D. Mansbridge	1:07:57	K. Cornwall	1:16:38
1996	M. Kinch	1:06:00	T. Thomson	1:16:03
1997	K. McCluskey	1:04:11	C. Hunter-Rowe	1:16:06

*** RACE RECORDS ***

CATG.	MALE			FEMALE		
	NAME	TIME	YEAR	NAME	TIME	YEAR
Senior	K. McCluskey	1:04:11	1997	T. Thomson	1:16:03	1996
Junior	N. Jones	1:11:30	1993	L. Cooper	1:20:20	1995
O/35				T. Thomson	1:16:03	1996
O/40	M. Girvan	1:06:33	1997	B. Cardy-Wise	1:17:07	1996
O/45	J. Fidler	1:10:20	1994/95	S. Owen	1:27:24	1994
O/50	E. Williams	1:12:35	1987	M. Meredith	1:28:15	1996
O/55	M. Ward	1:18:48	1994	M. Gartrell	1:39:30	1993
O/60	M. Morrell	1:20:55	1994	L. Gilchrist	1:44:36	1996
O/65	J. Kirk	1:24:37	1991			
O/70	J. Kirk	1:35:02	1996			

*** TEAM RESULTS ***

MALE			FEMALE		
1	Warrington A.C.	48	1	Stockport Harriers	40
2	Stockport Harriers	67	2	Rosendale Harriers & A.C.	57
3	South Liverpool A.C.	96	3	Spectrum Striders	148
4	Helsby R.C.	273			
5	Spectrum Striders	382			
6	Rivacre	510			
7	Whitby Heath A.C.	531			
8	St. Helens Striders	547			
9	Rosendale H & A.C.	1056			
10	Wilmslow R.C.	1217			

******ACKNOWLEDGEMENTS AND THANKS******

GREENALLS	for sponsoring the event
BICC	for car park facilities
Cheshire Constabulary	for traffic and crowd control
Compass Computers	for computerised entries, results and analysis
Deeside Sawmills	for provision of posts for the funnels
Elton/Helsby Guides & Scouts	for running the drinks stations & assistance
EVC	for donations, car park facilities & spot prizes
Frank Parker & Co Ltd	for provision of road cones
Granada	for provision of drinks cups
Helsby Sports & Social Club	for on the day facilities
Nike & Runners World	for banners, bibs & magazines
Numerous wives, husbands & friends	for all their patience, assistance and support
Natterjack	for team prizes and donation
Running Bear	for spot prizes and team prizes
RAYNET	for communications and race progress reports
Springbourne Photographers	for runner's photographs and donation
St Johns Ambulance, Frodsham	for first aid on the field and course
Suzies Stores, Latham Ave, Helsby	for chocolate supplies

******DONATIONS TO:-******

St Johns Ambulance
Elton & Helsby Guides & Scouts
Hospice of the Good Shepherd
Halton Haven
Alder Hey Childrens Hospital
Walton Hospital

******RACE OFFICIALS******

Race Director	Alec Robertson
Assistant Director	Jackie Keasley
Course Director	Marcus Walker
Start/Finish Director	Roy Tunstall
Entries, results & analysis	Compass Computers

******BAF OFFICIALS******

Course Referees/Judges	Tommy Locke, George Young
Timekeepers	Peter Allen, Marion Allen

Race Statistics

19-Jan-1997



Four Villages Half Marathon

Total Men	957
Total Women	186
Total Runners	1143
Total Club Runners	835
Total Clubs	204
Total Unattached Runners	308
Total Time	11 Weeks 0 Days 13 Hours 8 Minutes

Most Popular Running Clubs

Shropshire Shufflers	40
Spectrum Striders	35
Liverpool Running Club	34
Penny Lane Striders	30
Stockport Harriers	27

Most Popular Male First Names

John	57
David	54
Peter	38
Paul	36
Stephen	33
Michael	24
Ian	22
Brian	22
Mark	21
Andrew	19

Most Popular Female First Names

Susan	7
Anne	7
Christine	6
Sue	5
Linda	5
Denise	4
Sheila	4
Joan	4
Lesley	4
Janet	4
Louise	4

Most Popular Surnames Names

Jones	29
Williams	15
Roberts	13
Taylor	13
Hughes	12
Edwards	9
Smith	8
Shaw	8
Murphy	7
Clarke	7
Thomas	7
Lee	7
Davies	7

First Name Abbott

Last Name Zazzi

Age Graded Tables

Information is taken from tables compiled by the World Association of Veteran Athletes (WAVA).

Age-graded tables provide information that can be used to compare performances at different ages. An age factor, dependent upon the runner's sex and age, is applied to a finishing time. Dividing the finishing time by the age factor gives the age-graded finishing time. The older the runner, the greater is the effect.

For example, for the half marathon, the age factor for men is:
30 years - 1.0000 40 years - 0.9751 50 years - 0.9050 60 years - 0.8304

In the Results Tables the runner's actual position and time are shown in the columns: 'POS', 'H', 'M' and 'S'

The age-graded factor, position and time are shown in the columns: 'Corr', 'pos', 'h', 'm' and 's'

As an example, Eric Duffy finished in 51st position with a time of 1h 16m 20s. As Eric's age is 53, an age factor of 0.8831 applies. This gives an age-graded time of 1h 07m 24s, putting him into 10th position overall.

RESULTS - MEN



Four Villages Half Marathon

19-Jan-1997

POS	H	M	S	No	Surname	First Names	Club Name	Cat	Age	Corr	pos	h	m	s
1	1	4	11	1281	McCluskey	Kevin	Salford Harriers		33	1.0000	2	1	4	11
2	1	5	1	1408	McLoughlin	Martin	Liverpool Pemb. & Bolton		37	0.9957	3	1	4	44
3	1	6	33	9	Girvan	Mike	Warrington Athletic Club	V40	42	0.9612	1	1	3	58
4	1	6	37	1187	Duffy	Tony	Bolton Harriers & A.C.	V40	40	0.9751	4	1	4	57
5	1	6	56	1345	Mansbridge	Dave	Telford Harriers		32	1.0000	7	1	6	56
6	1	7	28	2	Kinch	Mark	Bingley Harriers & A.C.		33	1.0000	12	1	7	28
7	1	8	1	1267	Hill	Graham	Stockport Harriers		31	1.0000	14	1	8	1
8	1	8	18	1351	Okell	Tony	Stockport Harriers		36	1.0000	15	1	8	16
9	1	8	51	1160	Kilgallon	Peter	Wirral Athletic Club	V40	40	0.9751	9	1	7	8
10	1	9	9	811	Muller	Paul	Blackpool & Flyde A.C.		39	0.9820	13	1	7	54
11	1	9	38	8	Ratcliffe	Graham	Warrington Athletic Club	V40	42	0.9612	6	1	6	55
12	1	9	52	4	Frodsham	Paul	Helsby R.C.		38	0.9888	18	1	9	5
13	1	10	29	1219	Burthem	Stephen	Warrington Athletic Club		36	1.0000	26	1	10	29
14	1	10	39	1401	Kelly	John	South Liverpool A.C.		35	1.0000	27	1	10	39
15	1	10	44	479	Collins	Maurice	Liverpool Running Club		34	1.0000	28	1	10	44
16	1	11	14	846	Aston	Paul			32	1.0000	32	1	11	14
17	1	11	37	1043	Carrington	David	Sale Harriers	V40	41	0.9682	19	1	9	20
18	1	12	1	717	Pead	Andrew	Stockport Harriers		30	1.0000	37	1	12	1
19	1	12	6	7	Fidler	John	CEPAC	V45	48	0.9192	5	1	6	16
20	1	12	7	850	Maher	Peter	Vale Royal	V40	41	0.9682	24	1	9	49
21	1	12	25	1338	Brookman	Les	Warrington Athletic Club		39	0.9820	30	1	11	6
22	1	12	38	1342	Boileau	Paul	Warrington Athletic Club		33	1.0000	42	1	12	38
23	1	12	52	1184	Norman	David	Helsby R.C.		36	1.0000	43	1	12	52
24	1	12	54	802	Edwards	David	South Liverpool A.C.		34	1.0000	44	1	12	54
25	1	12	59	534	Grant	Nigel	South Liverpool A.C.		34	1.0000	45	1	12	59
26	1	13	5	988	Ardern	David	Goyt Valley Striders		33	1.0000	47	1	13	5
27	1	13	46	1192	McKenna	David	Liverpool Running Club	V45	45	0.9404	20	1	9	22
28	1	13	52	1108	Lewin	Paul	Salford Harriers		33	1.0000	56	1	13	52
29	1	13	56	1407	Smythe	Steve			32	1.0000	57	1	13	56
30	1	13	58	971	Graham	Ian	Leigh Harriers		26	1.0000	58	1	13	58
31	1	14	6	1091	Partridge	Edward			35	1.0000	61	1	14	6
32	1	14	11	1221	Carr	John			35	1.0000	63	1	14	11
33	1	14	21	1138	Macavoy	Stephen	South Liverpool A.C.		35	1.0000	65	1	14	21
34	1	14	25	1376	Shaw	Mike	Stockport Harriers		33	1.0000	67	1	14	25
35	1	14	34	917	Stephens	Graham Cambell			37	0.9957	64	1	14	14
36	1	14	38	783	Switzer-Paddock	Martin	Wrexham Athletic Club		30	1.0000	74	1	14	38
37	1	14	41	18	Devoy	Tony	Birkenhead A.C.		39	0.9820	48	1	13	20
38	1	15	6	387	Beever	Nicholas	Wigan Phoenix		33	1.0000	84	1	15	6
39	1	15	13	444	Sellers	Jack	Worsley Harriers	V40	40	0.9751	49	1	13	20
40	1	15	15	1344	Beesley	James		V50	52	0.8904	8	1	7	0
41	1	15	17	707	Peerless	Philip John	Wirral Athletic Club	J	18	0.9832	59	1	14	1
42	1	15	24	1365	Southern	David	Altrincham & District A.C.	V40	41	0.9682	46	1	13	0
43	1	15	31	970	Thomas	Robert Edward	Belle Vue Racers		24	1.0000	89	1	15	31
44	1	15	33	1096	Jones	Alan	Ford Halewood A.C.	V40	40	0.9751	52	1	13	40
45	1	15	55	394	Kelly	Terence Brendan			34	1.0000	100	1	15	55
46	1	15	57	1263	Walmsley	Bob	Skelmersdale Boundary	V40	40	0.9751	60	1	14	3
47	1	16	0	1299	Chan	Peter	Wigan Phoenix		33	1.0000	102	1	16	0
48	1	16	3	984	Eccles	Andy	Wigan Phoenix		36	1.0000	105	1	16	3
49	1	16	5	962	Robinson	Eain	Wirral Athletic Club		37	0.9957	99	1	15	45
50	1	16	16	708	Peerless	John Stephen	Wirral Athletic Club	V40	40	0.9751	66	1	14	22
51	1	16	20	1128	Duffy	Eric	Rossendale Harriers & A.C.	V50	53	0.8831	10	1	7	24
52	1	16	22	929	Fowler	Kenneth	Bolton Harriers & A.C.	V40	44	0.9473	39	1	12	20
53	1	16	23	263	Ratcliffe	Lee	Pensby Road Runners		33	1.0000	107	1	16	23
54	1	16	29	401	Hulse	Ray	Deeside Orienteering Club		35	1.0000	108	1	16	29
55	1	16	34	1158	Fairclough	Bill	South Liverpool A.C.	V40	41	0.9682	62	1	14	7
56	1	16	39	366	Meeds	Gary	Altrincham & District A.C.		31	1.0000	114	1	16	39
57	1	16	44	327	Mason	Christopher John	South Derbyshire Road Runn	V45	47	0.9262	29	1	11	4
58	1	16	47	219	Ward	Mervyn	Spectrum Striders	V40	42	0.9612	54	1	13	48
59	1	16	49	928	Price	Paul	Whitby Heath Athletic Club		38	0.9888	101	1	15	57
60	1	16	50	262	Ryan	Denny	Penny Lane Striders		36	1.0000	119	1	16	50

RESULTS - MEN



Four Villages Half Marathon

19-Jan-1997

POS	H	M	S	No	Surname	First Names	Club Name	Cat	Age	Corr	pos	h	m	s
61	1	16	57	1264	Hattun	Keith	Liverpool Harriers		37	0.9957	112	1	16	37
62	1	17	0	5	Lockett	Matthew	Warrington Athletic Club	J	17	0.9750	83	1	15	4
63	1	17	0	947	Roderick	David	Deeside Amature A.C.	V45	46	0.9333	36	1	11	51
64	1	17	2	497	Price	Carl	Swinton Jog-Fit		39	0.9820	93	1	15	38
65	1	17	7	1173	Jones	Keith	Wirral Athletic Club		32	1.0000	125	1	17	7
66	1	17	8	1225	Claque	Andrew	CEPAC		28	1.0000	127	1	17	6
67	1	17	24	734	Flanagan	Anthony	Manchester Y.M.C.A.		30	1.0000	134	1	17	24
68	1	17	32	471	Derbyshire	Philip	Wigan Phoenix	V40	40	0.9751	91	1	15	36
69	1	17	38	1341	Williams	Lionel	Warrington Athletic Club	V40	44	0.9473	51	1	13	32
70	1	17	45	1042	Munsley	G	Whitby Heath Athletic Club		33	1.0000	136	1	17	45
71	1	17	47	735	Burke	David	Manchester Y.M.C.A.	V40	44	0.9473	53	1	13	41
72	1	17	56	1114	Bellis	Stephen	Wrexham Athletic Club	V40	41	0.9682	88	1	15	27
73	1	18	0	14	Aird	Paul	British Steel Deestridders		38	0.9888	122	1	17	7
74	1	18	3	386	Wilson	Christopher	Wigan Phoenix		30	1.0000	143	1	18	3
75	1	18	10	1008	Rigby	Geoffrey	P. M. Athletic Club	V50	52	0.8904	23	1	9	35
76	1	18	12	1127	Carroll	Paul	Wigan Phoenix		38	0.9888	129	1	17	19
77	1	18	34	368	Ryan	Terry	Rivacre Runners		38	0.9888	135	1	17	41
78	1	18	36	1276	Simm	Michael	St Helens Striders		29	1.0000	155	1	18	36
79	1	18	37	1398	Pritchard	Roy	Spectrum Striders	V40	43	0.9543	81	1	15	1
80	1	18	38	1246	Power	Gerald	Salford Harriers	V40	43	0.9543	82	1	15	2
81	1	18	40	269	Batt	Richard, David	Fearnville Running Club		32	1.0000	158	1	18	40
82	1	18	48	281	McGrath	Joseph	South Liverpool A.C.		39	0.9820	132	1	17	22
83	1	18	52	491	Curlett	Arthur	Liverpool Running Club	V40	43	0.9543	86	1	15	15
84	1	18	54	1103	Cawley	Alan	North Wales R.R.		35	1.0000	162	1	18	54
85	1	18	55	1147	Worrall	Keith	Trafford Athletic		25	1.0000	164	1	18	55
86	1	19	2	288	Roach	Adrian	University of Manchester		21	1.0000	166	1	19	2
87	1	19	7	981	Nightingale	Christopher	Wigan Phoenix		29	1.0000	169	1	19	7
88	1	19	7	810	Price	Paul	Wrexham Athletic Club	V40	41	0.9682	111	1	16	36
89	1	19	7	733	Scholefield	Gorden	Wirral Athletic Club	V40	44	0.9473	79	1	14	56
90	1	19	12	36	Holmes	Michael	Bury Athletic Club		39	0.9820	137	1	17	46
91	1	19	12	518	Stock	Tim	Macclesfield Harriers & A.C.		35	1.0000	172	1	19	12
92	1	19	12	1294	Foster	Allan	Wigan Phoenix	V45	47	0.9262	50	1	13	21
93	1	19	14	28	Williams	Clive	Abergele Harriers		31	1.0000	173	1	19	14
94	1	19	31	1098	Healey	Paul			34	1.0000	186	1	19	31
95	1	19	39	1236	Gillespie	Peter	Red Rose Road Runners		33	1.0000	191	1	19	39
96	1	19	40	1156	Scriven	Bill	Prestatyn Running Club	V40	41	0.9682	124	1	17	7
97	1	19	41	985	Donaghy	Christopher Eric			29	1.0000	194	1	19	41
98	1	19	41	470	Derbyshire	Paul	Wigan Phoenix		36	1.0000	193	1	19	41
99	1	19	43	1131	Hayburn	Ian	South Liverpool A.C.		30	1.0000	196	1	19	43
100	1	19	45	1262	Mills	Keith	Wrexham Athletic Club		39	0.9820	148	1	18	18
101	1	19	48	744	Whelan	Mark A	Goyt Valley Striders		29	1.0000	199	1	19	48
102	1	19	48	359	Wharton	Dennis	St Helens Striders	V40	40	0.9751	138	1	17	48
103	1	19	49	237	Davies	Leslie			32	1.0000	200	1	19	49
104	1	19	50	1157	Smith	Tony	Rivacre Runners	V40	44	0.9473	92	1	15	37
105	1	19	53	533	Holding	Neil	Darwen Dashers		37	0.9957	187	1	19	32
106	1	19	55	1260	Bailey	Philip	Liverpool Running Club	V45	46	0.9333	73	1	14	35
107	1	19	58	1023	Boardman	Derek	Worsley Harriers	V45	45	0.9404	85	1	15	10
108	1	19	57	1145	Ryan	Harold	Darwen Dashers	V40	42	0.9612	120	1	16	50
109	1	20	7	24	Downes	John	Spectrum Striders	V45	46	0.9333	77	1	14	46
110	1	20	21	257	Robinson	Stephen	G.P.T. Harriers - Liverpool		38	0.9888	182	1	19	27
111	1	20	23	977	Pyrah	Brian	North Wales R.R.		29	1.0000	212	1	20	23
112	1	20	27	1404	Murphy	Trevor	Helsby R.C.	V40	42	0.9612	130	1	17	19
113	1	20	28	391	Banawich	Brian	Sutton St Helens		34	1.0000	216	1	20	28
114	1	20	29	382	Davis	Peter	Wrexham Athletic Club	V40	43	0.9543	118	1	16	48
115	1	20	30	349	Davies	Glyn William		V45	45	0.9404	96	1	15	42
116	1	20	36	1353	Hammill	Gareth	Bolton Triathlon Club		26	1.0000	218	1	20	36
117	1	20	40	27	Begley	Kenny	Whitby Heath Athletic Club		33	1.0000	220	1	20	40
118	1	20	44	795	Roddie	Liam	Wrexham Athletic Club	V40	41	0.9682	144	1	18	9
119	1	20	48	1162	McNally	Rory		V40	41	0.9682	147	1	18	13
120	1	20	50	1063	Gray	Richard	Mersey Triathlon	V40	43	0.9543	126	1	17	8

RESULTS - MEN



Four Villages Half Marathon

19 Jan 1997

POS	H	M	S	No	Surname	First Names	Club Name	Cat	Age	Corr	pos	h	m	s
121	1	20	51	1275	Allison	Richard			39	0.9820	179	1	19	23
122	1	20	51	1409	Mitchell	Richard	Helaby R.C.	V45	45	0.9404	103	1	16	1
123	1	20	52	9999	Illegal Runner				25	1.0000				
124	1	20	56	1174	Caton	Geoff	Southport Waterloo	V45	47	0.9262	80	1	14	57
125	1	20	58	1372	Stepto	Paul	Stockport Harriers		34	1.0000	230	1	20	58
126	1	20	58	930	Emanuel	David John	Caine Running Club		33	1.0000	229	1	20	58
127	1	21	0	424	Forster	Kenny	Spectrum Striders		37	0.9957	219	1	20	39
128	1	21	3	960	Noble	Christopher	Cherwell Runners		31	1.0000	235	1	21	3
129	1	21	11	826	Carrington	Brian	Buckley Running Club	V45	45	0.9404	106	1	16	20
130	1	21	13	1259	Nixon	Peter	Stockport Harriers		36	1.0000	240	1	21	13
131	1	21	14	1051	Kay	George	Stone M M	V60	60	0.8304	11	1	7	27
132	1	21	15	1118	Douglas	David	Spectrum Striders		39	0.9820	198	1	19	47
133	1	21	16	844	Pritchard	Chris	North Wales R.R.		37	0.9957	227	1	20	55
134	1	21	20	1258	Ostermeyer	Marcel	Edmonton Running Club		30	1.0000	244	1	21	20
135	1	21	21	1196	Jones	Kevin	Denbigh Harriers		38	0.9888	215	1	20	28
136	1	21	25	739	Johnson	Robert William	Southport Waterloo	V40	40	0.9751	178	1	19	23
137	1	21	26	557	Kidd	Pete	University of Manchester		20	1.0000	247	1	21	26
138	1	21	34	248	Houston	Ian	R.A.F. Sealand		27	1.0000	249	1	21	34
139	1	21	42	740	Leech	Les	Wrexham Athletic Club	V45	49	0.9121	68	1	14	31
140	1	21	51	529	Jeffer	Chris	Staffs Police		38	0.9888	226	1	20	55
141	1	21	57	1004	Gent	Doye	Wigan Phoenix	V50	53	0.8831	40	1	12	22
142	1	21	59	456	Hurst	Phillip			35	1.0000	260	1	21	59
143	1	22	1	814	Fairclough	Eddie	Penny Lane Striders		36	1.0000	262	1	22	1
144	1	22	7	792	Walton	Derek Alan	Altrincham & District A.C.	V50	53	0.8831	41	1	12	31
145	1	22	10	954	Landucci	Ian Edward			33	1.0000	268	1	22	10
146	1	22	11	527	Jones	Peter	Rivacre Runners	V45	46	0.9333	116	1	16	42
147	1	22	15	1144	Ashton	Gerard	Lancaster & Morecambe		27	1.0000	274	1	22	15
148	1	22	15	1075	Durand	John	Wailasey Athletic Club		36	1.0000	273	1	22	15
149	1	22	16	1039	Owen	Michael	Wirral Athletic Club	V40	43	0.9543	153	1	18	30
150	1	22	16	367	Meeds	Ian Scott	Altrincham & District A.C.		27	1.0000	275	1	22	16
151	1	22	22	1056	Mc Hale	Francis	Tattenhall Runners	V50	50	0.9050	69	1	14	32
152	1	22	22	454	Miles	David	Liverpool Running Club		32	1.0000	280	1	22	22
153	1	22	22	1366	Jackson	Tony	Warrington Road Runners		35	1.0000	281	1	22	22
154	1	22	22	509	Lewis	Patrick	Shropshire Shufflers	V60	60	0.8304	16	1	8	23
155	1	22	22	1364	Hunter	Julian	Wrexham Athletic Club	V40	44	0.9473	142	1	18	1
156	1	22	22	350	Jutrzenka	Mark	Altrincham & District A.C.		37	0.9957	261	1	22	0
157	1	22	28	598	Greene	Simon	Reebok Racing	V40	43	0.9543	159	1	18	41
158	1	22	28	834	Dean	Gary	CEPAC		26	1.0000	284	1	22	28
159	1	22	29	259	Tinsley	David	Wirral Athletic Club	V40	40	0.9751	214	1	20	25
160	1	22	29	1146	Ryan	Graham	Pensby Road Runners		32	1.0000	285	1	22	29
161	1	22	35	804	Robinson	Terry	Accrington Road Runners	V50	50	0.9050	75	1	14	44
162	1	22	37	1012	Crute	Keith William			50	0.9050	78	1	14	46
163	1	22	38	428	Jost	Robert William	St Helens Striders	V45	46	0.9333	123	1	17	7
164	1	22	45	770	Ashby	Mark	Southport Waterloo		36	1.0000	290	1	22	45
165	1	22	46	12	Stroud	Michael	CEPAC		25	1.0000	291	1	22	46
166	1	22	49	1340	Edwards	Steve			34	1.0000	293	1	22	49
167	1	22	56	218	Dempsey	Robert	Northern Vets A.C.	V40	43	0.9543	170	1	19	8
168	1	22	59	31	Thomas	James	CEPAC	V55	55	0.8685	38	1	12	4
169	1	22	59	1094	Hughes	Mark	P. M. Athletic Club	V40	41	0.9682	210	1	20	20
170	1	23	3	80	Sibbering	Ken	Darwen Dashers	V50	51	0.8977	70	1	14	33
171	1	23	4	92	Fleetwood	Leslie	Rivacre Runners		38	0.9888	264	1	22	8
172	1	23	19	1197	Jones	David Alan	Denbigh Harriers	V45	45	0.9404	150	1	18	21
173	1	23	23	66	Simpson	Peter	Liverpool Harriers	V45	49	0.9121	104	1	16	3
174	1	23	27	909	Ellis	Colin			35	1.0000	309	1	23	27
175	1	23	30	1031	Brandrick	Paul	Prestatyn Running Club	V40	40	0.9751	246	1	21	25
176	1	23	37	748	Easthope	David	Pensby Road Runners	V45	45	0.9404	156	1	18	37
177	1	23	39	1005	Shelbourne	Joseph	Picton Running Club		39	0.9820	266	1	22	8
178	1	23	43	460	Nalder	David James	Rivacre Runners	V40	43	0.9543	201	1	19	53
179	1	23	46	944	Hardman	Sam	Manchester Harriers	V50	52	0.8904	72	1	14	35
180	1	23	46	1097	Merritt	William	Liverpool Running Club		34	1.0000	317	1	23	46

RESULTS - MEN

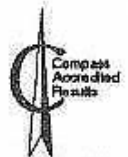


Four Villages Half Marathon

19-Jan-1997

POS	H	M	S	No	Surname	First Names	Club Name	Cat	Age	Corr	pos	h	m	s
181	1	23	58	1046	Widman	Harry		V40	43	0.9543	204	1	20	7
182	1	23	59	20	Griford	Mark	CEPAC	J	19	0.9899	300	1	23	8
183	1	23	59	835	Ncrman	Peter David	Wrexham Athletic Club	V55	59	0.8380	25	1	10	22
184	1	23	59	1191	Flaherty	Anthony	Liverpool Running Club	V40	44	0.9473	188	1	19	33
185	1	24	0	340	Searle	Michael	Helsby R.C.		33	1.0000	324	1	24	0
186	1	24	1	828	Rosser	Martyn	Red Herrings	V45	47	0.9262	139	1	17	48
187	1	24	5	202	Musgrove	Eric	Stockport Harriers	V45	46	0.9333	151	1	18	28
188	1	24	6	1279	John	Glyn	Telford Harriers	V45	45	0.9404	168	1	19	5
189	1	24	7	473	Mansley	Al	Northern Vets A.C.	V60	62	0.8143	17	1	8	29
190	1	24	9	309	Bold	Kenneth John	St Helens Striders	V40	44	0.9473	195	1	19	42
191	1	24	9	298	Middleton	Brian	St Helens Striders	V45	45	0.9404	171	1	19	8
192	1	24	14	942	Goodwin	Kevin James			38	0.9888	305	1	23	17
193	1	24	22	787	Ricketts	Keith			26	1.0000	331	1	24	22
194	1	24	25	1280	Wood	Stephen	Wilmslow Running Club	V45	45	0.9404	180	1	19	23
195	1	24	26	599	Durcan	Michael	Stockport Harriers	V50	53	0.8831	71	1	14	33
196	1	24	28	1204	Heaton	David	Cumberland Athletic Club		35	1.0000	335	1	24	28
197	1	24	29	523	Edwards	Steven Peter	Pensby Road Runners	V40	42	0.9612	239	1	21	12
198	1	24	35	1150	Earlam	Graham			38	0.9888	313	1	23	38
199	1	24	35	1384	Russell	Martin	Buxton Athletic Club	V45	47	0.9262	149	1	18	20
200	1	24	36	936	Ashton	Donald	Norham Vets A.C.	V55	58	0.8456	34	1	11	32
201	1	24	37	1133	Walker	Jim	Tattenhall Runners	V40	44	0.9473	206	1	20	9
202	1	24	37	241	Abbott	Leslie	St Helens Striders		37	0.9957	328	1	24	15
203	1	24	45	978	Underhill	Kevan	Cheshire Hash Harriers		38	0.9888	318	1	23	48
204	1	24	46	1129	Law	Nell	Rossendale Harriers & A.C.		27	1.0000	339	1	24	46
205	1	24	53	1369	Longden	Ralph	Goyt Valley Striders	V50	52	0.8904	90	1	15	34
206	1	24	53	1003	Lawson	David			38	0.9888	321	1	23	55
207	1	24	55	1355	Duke	Alan	Penny Lane Striders	V50	50	0.9050	121	1	16	50
208	1	24	55	420	Mc Allister	Andy	Blackburn R.R.	V40	43	0.9543	233	1	21	2
209	1	25	1	819	Beston	David	Abbey Runners		39	0.9820	310	1	23	29
210	1	25	2	435	Webster	Andrew Peter	G.P.T. Harriers - Liverpool		34	1.0000	349	1	25	2
211	1	25	3	1377	Miller	Robert	Wigan Phoenix	V45	46	0.9333	177	1	19	22
212	1	25	8	1188	McGoldrick	Michael	Golborne Trotters		36	1.0000	351	1	25	8
213	1	25	8	498	Mc Guinness	Anihony	Abergele Harriers		39	0.9820	311	1	23	36
214	1	25	9	507	Turner	Philip James	Ford Halewood A.C.	V40	42	0.9612	255	1	21	50
215	1	25	10	1120	Morris	Andrew	Shropshire Shufflers		29	1.0000	353	1	25	10
216	1	25	11	940	Noon	Trevor James	Worsley Harriers	V40	43	0.9543	242	1	21	17
217	1	25	13	1074	Derrig	John		V45	45	0.9404	205	1	20	8
218	1	25	13	706	Fox	Martin	Silverdale		29	1.0000	358	1	25	13
219	1	25	17	545	Musson	Keith	Rivacre Runners	V40	44	0.9473	223	1	20	47
220	1	25	19	1018	King	Paul	Wallasey Athletic Club		37	0.9957	346	1	24	56
221	1	25	19	447	Rosser	David	No Club	V60	62	0.8143	22	1	9	28
222	1	25	21	39	Adams	Philip	Swinton Jog-Fit		37	0.9957	347	1	24	58
223	1	25	24	480	Price	Jimmy	Liverpool Running Club	V40	43	0.9543	248	1	21	29
224	1	25	25	30	Binks	Chris	Pensby Road Runners	V50	50	0.9050	128	1	17	18
225	1	25	29	52	Thomas	Danny	Spectrum Striders	V40	42	0.9612	267	1	22	9
226	1	25	32	337	Large	George		V50	50	0.9050	133	1	17	24
227	1	25	35	287	McCrave	Tony	Rivacre Runners	V40	40	0.9751	308	1	23	27
228	1	25	37	1045	Woodhouse	Milk	Stainland Lions	V40	41	0.9682	295	1	22	53
229	1	25	37	781	Kueberuwa	Gary	G P T Coventry Spartans		39	0.9820	326	1	24	4
230	1	25	39	754	Johnes	Mark			24	1.0000	362	1	25	39
231	1	25	39	17	Lamb	Ian			38	0.9888	337	1	24	41
232	1	25	39	466	Hawkings	Colin E	Shropshire Shufflers	V45	46	0.9333	202	1	19	56
233	1	25	44	421	Nolan	Jim	Blackburn R.R.	V50	53	0.8831	97	1	15	42
234	1	25	45	1130	Ratcliffe	David	Rossendale Harriers & A.C.	V45	49	0.9121	146	1	18	12
235	1	25	47	1027	Howell	Graham	Liverpool Harriers	V45	47	0.9262	183	1	19	27
236	1	25	47	1297	Asbrey	James	Wigan Phoenix	V45	48	0.9192	160	1	18	51
237	1	25	50	1386	Speers	Gary	South Liverpool A.C.		34	1.0000	365	1	25	50
238	1	25	52	322	Devereux	Michael	Picton Running Club	V45	47	0.9262	185	1	19	31
239	1	25	53	453	Wood	David Anthony	Belle Vue Racers		35	1.0000	366	1	25	53
240	1	25	58	832	King	Doug		V45	46	0.9333	207	1	20	13

RESULTS - MEN



Four Villages Half Marathon

19-Jan-1997

POS	H	M	S	No	Surname	First Names	Club Name	Cat	Age	Corr	pos	h	m	s
241	1	26	1	542	Wam	Timothy John	North West Water Harriers	V45	47	0.9262	192	1	19	40
242	1	26	2	11	Lowe	Peter	Spectrum Striders	V40	43	0.9543	263	1	22	6
243	1	26	9	887	Hooton	David	Red Rose Road Runners	V40	43	0.9543	269	1	22	12
244	1	26	18	1375	Hough	David	CEPAC	V45	48	0.9192	176	1	19	19
245	1	26	23	937	Roberts	Darren	Bridgnorth A.C.		30	1.0000	377	1	26	23
246	1	26	28	590	Brady	Alan		V40	42	0.9612	298	1	23	6
247	1	26	34	289	Collins	Malcolm	Swinton Jog-Fit		28	1.0000	381	1	26	34
248	1	26	38	379	Cunningham	William James	Spectrum Striders	V45	46	0.9333	225	1	20	51
249	1	26	39	839	Livingston	Mark Sutherland			28	1.0000	382	1	26	39
250	1	26	43	496	Taylor	Alan	Abergele Harriers	V40	43	0.9543	289	1	22	45
251	1	26	46	745	Carlisle	David	South Derbyshire Road Runn		35	1.0000	385	1	26	46
252	1	26	47	1195	Pike	Adrian	Middleton Harriers	V45	47	0.9262	211	1	20	22
253	1	26	50	910	Snowden	James Edwin	Lensbury R.C.	V45	46	0.9333	234	1	21	2
254	1	26	50	869	Benson	Edwin Joseph	Mersey Fire Brigade R.C.	V40	44	0.9473	272	1	22	15
255	1	26	54	465	O'Brien	Darren Michael	BICC Prescott A.C.		31	1.0000	388	1	26	54
256	1	26	54	561	Welsh	Anthony			29	1.0000	389	1	26	54
257	1	27	0	203	Buck	Gary	Ackworth Road Runners		36	1.0000	392	1	27	0
258	1	27	2	245	Anstey	Curt	R.R. of Great Britain		32	1.0000	396	1	27	2
259	1	27	6	1282	Clarke	Joseph	Shrewsbury & District A.C.	V55	55	0.8685	94	1	15	38
260	1	27	6	345	McAllister	Frank	St Helens Striders	V45	45	0.9404	257	1	21	54
261	1	27	6	384	Pinch	Ted	Wrexham Athletic Club	V50	51	0.8977	145	1	18	11
262	1	27	7	89	White	Stephen	Lancaster & Morecambe	V40	42	0.9612	315	1	23	44
263	1	27	9	583	Jacobs	Julian			28	1.0000	399	1	27	9
264	1	27	12	9999	Illegal Runner				25	1.0000				
265	1	27	14	334	McNally	Edward Stephen	R.A.F. Sealand		30	1.0000	401	1	27	14
266	1	27	18	1206	Issatt	Howard			29	1.0000	403	1	27	18
267	1	27	21	756	Franzen	Staffan	Penny Lane Striders		23	1.0000	406	1	27	21
268	1	27	24	1168	Dawson	John	Salford Harriers	V60	62	0.8143	31	1	11	10
269	1	27	25	277	Pansons	Richard	Newcastle Staffs A.C.		34	1.0000	410	1	27	25
270	1	27	25	505	Jones	Philip	Prestalyn Running Club	V50	54	0.8758	110	1	16	33
271	1	27	28	1142	Doyle	Michael	Formby Harriers	V45	47	0.9262	232	1	21	0
272	1	27	29	242	Barry	Glynn	Ford Halewood A.C.	V45	48	0.9192	213	1	20	24
273	1	27	29	457	Hughes	Michael	Whitby Heath Athletic Club		38	0.9888	379	1	26	30
274	1	27	33	1149	Price	Stephen	Liverpool Running Club		37	0.9957	400	1	27	10
275	1	27	33	200	Taylor	David		V45	45	0.9404	277	1	22	19
276	1	27	33	760	Inghs	Stephen	South Liverpool A.C.		33	1.0000	418	1	27	33
277	1	27	35	998	Edwards	Peter	North West Water Harriers	V50	51	0.8977	157	1	18	37
278	1	27	35	762	Dutton	Charles			35	1.0000	420	1	27	35
279	1	27	36	737	Godfrey	Malcolm	Birkenhead A.C.	V45	47	0.9262	237	1	21	8
280	1	27	36	1021	Bevan	Alan John	Village People R.C.		28	1.0000	423	1	27	36
281	1	27	39	510	Hatfield	Stephen John	Prestalyn Running Club	V50	50	0.9050	175	1	19	19
282	1	27	40	88	Blackburn	Michael	Liverpool Running Club	V40	41	0.9682	341	1	24	52
283	1	27	40	502	Percival	John		V40	40	0.9751	360	1	25	29
284	1	27	40	1068	Moore	Peter	Denby Dale Travellers		39	0.9620	373	1	26	5
285	1	27	40	1350	Walker	Joseph	Cumberland Athletic Club	V45	47	0.9262	238	1	21	11
286	1	27	43	1223	Carr	Timothy			27	1.0000	426	1	27	43
287	1	27	43	250	Ellis	Stuart	Swinton Jog-Fit		26	1.0000	425	1	27	43
288	1	27	43	831	Wooley	C.D	Mersey Triathlon	V40	43	0.9543	314	1	23	42
289	1	27	45	1394	Cole	John	St Helens Striders	V40	43	0.9543	316	1	23	44
290	1	27	45	406	Williams	John Barry	Cybi Striders	V40	44	0.9473	299	1	23	7
291	1	27	49	495	Crompton	Dennis	Penny Lane Striders	V65	65	0.7901	21	1	9	23
292	1	27	49	486	Broadfoot	David		V45	45	0.9404	286	1	22	34
293	1	27	52	849	Finch	Brian		V45	48	0.9192	222	1	20	46
294	1	27	54	53	Morris	John	Vegetarian Cycling & AC		39	0.9620	374	1	26	19
295	1	27	54	556	Roberts	Stephen B.	Penny Lane Striders	V50	51	0.8977	161	1	18	54
296	1	27	54	549	Sweeney	Peter	Cheshire Constabulary		30	1.0000	431	1	27	54
297	1	27	54	267	Crump	Paul	Bingley Harriers & A.C.		23	1.0000	430	1	27	54
298	1	27	57	1343	Mills	Barry	Swinton Jog-Fit	V40	42	0.9612	336	1	24	32
299	1	27	57	727	Harley	Mike		V50	51	0.8977	165	1	18	57
300	1	27	57	851	Roberts	Glyn	Deeside Amature A.C.		30	1.0000	434	1	27	57

RESULTS - MEN



Four Villages Half Marathon

19-Jan-1997

POS	H	M	S	No	Surname	First Names	Club Name	Cat	Age	Corr	pos	h	m	s
301	1	27	59	1182	Marsden	Andrew	Warrington Road Runners	V40	41	0.9682	355	1	25	11
302	1	28	0	1374	Clinton	Andrew	Trentham Running Club		27	1.0000	437	1	28	0
303	1	28	0	1010	Aspin	David	Red Rose Road Runners	V50	50	0.9050	190	1	19	38
304	1	28	5	1071	Hildtch	Ian	Helsby R.C.	V55	55	0.8685	109	1	16	30
305	1	28	8	1243	Jones	Thomas William	Audley Running Club	V40	43	0.9543	327	1	24	4
306	1	28	7	302	Moraghan	Phil	Fearnville Running Club		32	1.0000	438	1	28	7
307	1	28	10	343	Clarke	Andrew	Manchester Y.M.C.A.	V50	50	0.9050	197	1	19	47
308	1	28	10	782	Garner	William			31	1.0000	441	1	28	10
309	1	28	12	1148	Jacobs	David	Liverpool Running Club		37	0.9957	427	1	27	49
310	1	28	12	933	Smith	Phil	Shropshire Shufflers	V50	53	0.8831	140	1	17	53
311	1	28	14	1205	Walgate	Rick	Wigginton Athletic Club	V45	47	0.9262	252	1	21	43
312	1	28	17	1029	Jones	Derek Anthony	Sale Harriers	V45	46	0.9333	282	1	22	23
313	1	28	17	432	Spencer	Julian Timothy	Spectrum Striders		36	1.0000	446	1	28	17
314	1	28	17	64	Tennant	Billy	Lancaster & Morecambe	V55	57	0.8533	87	1	15	19
315	1	28	20	1352	Hughes	Malcolm	Sutton Harriers Athletic Club	V50	54	0.8758	131	1	17	21
316	1	28	21	884	Evans	Barry Andrew	Shrewsbury & District A.C.		39	0.9820	384	1	26	45
317	1	28	22	96	Magnall	Dave	Wilmslow Running Club	V45	47	0.9262	254	1	21	50
318	1	28	28	1069	Rear	Ian Michael			30	1.0000	453	1	28	28
319	1	28	28	576	Swales	E.H.		V45	45	0.9404	302	1	23	11
320	1	28	30	768	Neild	John	Wigan Phoenix	V45	47	0.9262	259	1	21	58
321	1	28	32	42	Stainforth	Peter	Tattenhall Runners		37	0.9957	439	1	28	9
322	1	28	33	305	Fortescue	John	Fearnville Running Club		34	1.0000	455	1	28	33
323	1	28	33	389	Kenworthy	Stephen	Buxton Athletic Club	V40	41	0.9682	363	1	25	44
324	1	28	37	1218	Higgins	Kevin	North Wales Road Runners		35	1.0000	460	1	28	37
325	1	28	37	1178	Watts	Andrew	Wilmslow Running Club	V45	46	0.9333	288	1	22	42
326	1	28	39	709	Brierley	David	CEPAC		38	0.9888	424	1	27	39
327	1	28	39	809	Gee	Christopher			30	1.0000	461	1	28	39
328	1	28	39	235	Butler	David	Shropshire Shufflers	V40	40	0.9751	378	1	26	26
329	1	28	45	442	Davies	Chris	Shrewsbury & District A.C.	V45	48	0.9192	250	1	21	34
330	1	28	48	824	Harbron	Chris	Wirral Athletic Club		26	1.0000	469	1	28	48
331	1	28	51	62	McGill	John	Whitby Heath Athletic Club	V45	47	0.9262	278	1	22	17
332	1	28	52	743	Shaw	Robert	Buxton Athletic Club		34	1.0000	471	1	28	52
333	1	28	53	402	Shard	Norman	Burnden R.R.	V60	60	0.8304	55	1	13	48
334	1	29	4	1180	Gallagher	Frank			37	0.9957	462	1	28	41
335	1	29	7	773	Devoy	Christopher Devoy	Birkenhead A.C.		25	1.0000	476	1	29	7
336	1	29	9	912	Nicholson	Barry	Darwen Dashers	V40	44	0.9473	334	1	24	27
337	1	29	11	1198	Rathbone	Peter	Wigan Phoenix	V45	49	0.9121	243	1	21	20
338	1	29	16	558	Staniforth	John Edward	Hallamshire	V40	43	0.9543	354	1	25	11
339	1	29	22	902	Boulton	Mick	Shropshire Shufflers	V45	45	0.9404	325	1	24	2
340	1	29	24	230	Turpin	Mike	Sunlight Runners	V50	52	0.8904	189	1	19	36
341	1	29	26	798	Richards	Alan	Trentham Running Club	V40	44	0.9473	338	1	24	43
342	1	29	26	1055	Bennett	Robert			36	1.0000	484	1	29	26
343	1	29	31	1036	Nikolaïdis	Costas	John Moores University		28	1.0000	487	1	29	31
344	1	29	33	841	Hughes	Aled			31	1.0000	488	1	29	33
345	1	29	35	1295	Squires	Andy	Wrexham Athletic Club		27	1.0000	491	1	29	35
346	1	29	35	213	Moreman	Andrew	R.A.F. Sealand		27	1.0000	489	1	29	35
347	1	29	36	563	Fay	Stephen	Ford Halewood A.C.	V40	44	0.9473	342	1	24	52
348	1	29	38	1235	Mansell	Philip	Chase Harriers		35	1.0000	492	1	29	38
349	1	29	40	1361	Chambers	Barry	Vale Royal	V45	45	0.9404	330	1	24	19
350	1	29	46	569	Langwine	Gary		V40	40	0.9751	416	1	27	31
351	1	29	47	1032	Russell	Steve	Wilmslow Running Club		38	0.9888	466	1	28	46
352	1	29	50	1052	Keyworth	John	Pensby Road Runners	V40	40	0.9751	422	1	27	35
353	1	30	0	458	Bell	Kevin	Helsby R.C.	V40	43	0.9543	367	1	25	53
354	1	30	0	893	Threadgold	Mark	Buckley Running Club		29	1.0000	502	1	30	0
355	1	30	17	878	Roberts	Dennis	Penny Lane Striders	V45	49	0.9121	279	1	22	20
356	1	30	19	1151	Heyes	Malcolm	Wriglington Running & Fell Cl	V40	44	0.9473	361	1	25	33
357	1	30	19	1030	Clarke	John		V40	42	0.9612	387	1	28	48
358	1	30	22	253	Bagot	Robert	Liverpool Running Club	V40	41	0.9682	414	1	27	29
359	1	30	24	363	Rayner	Trevor Derek	Wesham Road Runners		34	1.0000	514	1	30	24
360	1	30	26	21	Knott	Andrew	Oswestry Olympians A.C.	V40	42	0.9612	390	1	26	55

RESULTS - MEN



Four Villages Half Marathon

19-Jan-1997

POS	H	M	S	No	Surname	First Names	Club Name	Cat	Age	Corr	pos	h	m	s
361	1	30	28	1393	Sturt	Andy			32	1.0000	515	1	30	28
362	1	30	32	1283	Norris	N	G.P.T. Harriers - Liverpool		33	1.0000	518	1	30	32
363	1	30	34	541	Major	Alan		V55	56	0.8609	141	1	17	58
364	1	30	35	214	Beattie	Brian	CEPAC	V50	53	0.8831	231	1	20	59
365	1	30	39	1170	Gregory	David	Manchester Harriers	V50	52	0.8904	221	1	20	42
366	1	30	41	967	Enion	David			32	1.0000	520	1	30	41
367	1	30	41	963	Giffiths	Dave	South Cheshire Harriers	V50	54	0.8758	181	1	19	25
368	1	30	42	1161	Marshall	Gary	Rudheath Road Runners		36	1.0000	522	1	30	42
369	1	30	46	881	Welsh	Terry	Skelmersdale Boundary	V50	50	0.9050	265	1	22	8
370	1	30	46	592	Williams	Keith	Oswestry Olympians A.C.	V40	41	0.9682	429	1	27	52
371	1	30	52	584	London	Ken	Liverpool Pemb. & Sefton	V55	55	0.8685	163	1	18	55
372	1	30	55	72	Park	Joe	Cheshire Tally Ho	V60	61	0.8223	76	1	14	45
373	1	30	56	932	Marrs	Peter	Liverpool Running Club	V45	46	0.9333	343	1	24	52
374	1	31	6	1406	Greenwood	Gary		V40	42	0.9612	419	1	27	33
375	1	31	7	414	Hunter	Alistair			23	1.0000	532	1	31	7
376	1	31	8	352	Ramsbottom	John	Wigan Phoenix	V60	60	0.8304	95	1	15	40
377	1	31	9	853	O'Brien	Peter	C.C.C. N.C.		26	1.0000	535	1	31	9
378	1	31	9	37	Roberts	Les	Spectrum Striders		38	0.9888	506	1	30	7
379	1	31	13	829	Pittock	Malcolm John Whitt	Bolton Harriers & A.C.	V65	66	0.7815	33	1	11	17
380	1	31	15	1053	Hopwood	Barry	P. M. Athletic Club	V55	56	0.8609	154	1	18	33
381	1	31	18	1358	Walker	Simon	South Cheshire Harriers		32	1.0000	539	1	31	18
382	1	31	19	1357	McCall	Steve	Manchester Harriers		37	0.9957	526	1	30	55
383	1	31	20	500	Mc Cann	Philip	Stockport Harriers	V40	41	0.9682	450	1	28	25
384	1	31	20	419	Shaw	Brian	Blackburn R.R.	V55	55	0.8685	174	1	19	19
385	1	31	22	353	Ramsbottom	Paul	Wigan Phoenix		36	1.0000	540	1	31	22
386	1	31	27	979	Kearns	Brian	Wigan Phoenix	V55	59	0.8380	113	1	16	38
387	1	31	31	791	Kerr	Fraser Witton			31	1.0000	546	1	31	31
388	1	31	34	490	Morris	Tony	Shropshire Shufflers	V40	43	0.9543	407	1	27	22
389	1	31	40	958	Fusell	David John		V40	43	0.9543	412	1	27	28
390	1	31	47	1287	Hastings	Brian	CEPAC	V50	50	0.9050	296	1	23	3
391	1	31	57	519	Farrell	Bernard	Manchester Harriers	V45	47	0.9262	352	1	25	9
392	1	32	0	1011	Brady	Tony	Manchester Harriers	V45	49	0.9121	320	1	23	54
393	1	32	0	1245	Nuttall	Nell	Burnden R.R.	V50	52	0.8904	258	1	21	55
394	1	32	2	1211	Lucas	Alan	Abergele Harriers	V50	53	0.8831	241	1	21	16
395	1	32	2	260	Rose	Harry, Graham	RRC		37	0.9957	546	1	31	38
396	1	32	3	488	Smith	Mark			39	0.9820	513	1	30	23
397	1	32	4	400	Holmes	Robert	Chester Triathlon		34	1.0000	564	1	32	4
398	1	32	4	282	Wright	Nigel, Keith		V40	43	0.9543	428	1	27	51
399	1	32	5	840	Devany	Mark	Ford Halewood A.C.		28	1.0000	568	1	32	5
400	1	32	6	904	Dearden	John	Helsby R.C.	V60	61	0.8223	98	1	15	44
401	1	32	11	546	Thomas	Ian	Swinton Jog-Fit	V40	44	0.9473	404	1	27	19
402	1	32	14	90	Harratt	Dale			33	1.0000	567	1	32	14
403	1	32	22	319	Pugh	Trefor		V60	60	0.8304	115	1	16	42
404	1	32	22	26	Perchard	Mike	CEPAC	V40	44	0.9473	413	1	27	29
405	1	32	23	790	Hill	Michael		V40	42	0.9612	468	1	28	47
406	1	32	23	827	Mackey	Robert	Buckley Running Club	V45	48	0.9192	345	1	24	55
407	1	32	25	536	Halsall	Alan		V40	42	0.9612	470	1	28	49
408	1	32	35	232	Hall	Michael	Trentham Running Club		34	1.0000	572	1	32	35
409	1	32	36	943	Tuohy	Brian	Spectrum Striders		35	1.0000	573	1	32	36
410	1	32	39	705	Roberts	David			38	0.9888	547	1	31	36
411	1	32	42	9999	Illegal Runner				25	1.0000				
412	1	32	43	938	Beech	Stephen David	Vauxhall Athletics Club		34	1.0000	577	1	32	43
413	1	32	44	1388	Davies	Peter			38	0.9888	550	1	31	41
414	1	32	45	261	Berry	Dave	East Cheshire Harriers	V50	51	0.8977	304	1	23	15
415	1	32	45	1347	Woods	Simon	Wriglington Running & Fell Cl		25	1.0000	578	1	32	45
416	1	32	45	1000	Jolley	Trevor	Wigan Phoenix	V50	50	0.9050	323	1	23	56
417	1	32	48	524	Page	Robert	Arene 80		38	0.9888	552	1	31	45
418	1	32	50	1017	Girling	Steve	Pensby Road Runners	V45	47	0.9262	371	1	25	56
419	1	32	51	441	Hughes	John William	Red Herrings	V55	58	0.8456	152	1	18	30
420	1	32	54	32	Taylor	Max			28	1.0000	580	1	32	54

RESULTS - MEN



Four Villages Half Marathon

19-Jan-1997

POS	H	M	S	No	Surname	First Names	Club Name	Cat	Age	Corr	pos	h	m	s
421	1	32	58	1241	Connor	Ken	Warrington Road Runners		32	1.0000	582	1	32	58
422	1	32	58	1298	Pender	Paul	N.S.R.R.A.		39	0.9820	538	1	31	17
423	1	33	0	463	Farthing	Ralph John	RRC		32	1.0000	584	1	33	0
424	1	33	0	380	Crawford	Victor.S	Macclesfield Harriers & A.C.	V40	41	0.9682	503	1	30	2
425	1	33	7	1403	Clare	Matthew	Serpentine		26	1.0000	567	1	33	7
426	1	33	9	571	Murphy	William John	Ford Halewood A.C.	V55	57	0.8533	184	1	19	29
427	1	33	11	905	Watson	Stephen	Cumberland Athletic Club	V55	56	0.8609	208	1	20	13
428	1	33	12	952	Barlow	Howard	Blackpool & Flyde A.C.	V40	42	0.9612	490	1	29	35
429	1	33	24	1073	Bayliss	Graham Paul			33	1.0000	596	1	33	24
430	1	33	28	423	Greenwood	Harry	Picton Running Club	V45	49	0.9121	357	1	25	13
431	1	33	30	778	Redferd	Jim	CEPAC	V40	44	0.9473	458	1	28	34
432	1	33	35	915	Gregory	Keith Edward	North West Water Harriers		35	1.0000	599	1	33	35
433	1	33	35	957	Blachshaw	Kevin Edward	Ackworth Road Runners	V45	45	0.9404	436	1	28	0
434	1	33	37	789	Adams	Leslie	Ackworth Road Runners	V45	46	0.9333	408	1	27	22
435	1	33	39	575	Leach	Darren Robert	Portsmouth Joggers		23	1.0000	603	1	33	39
436	1	33	46	700	Delaney	John	Stockport Harriers	V50	53	0.8831	292	1	22	48
437	1	33	47	521	Connolly	David	Pensby Road Runners		38	0.9888	575	1	32	43
438	1	33	51	895	Dagnall	Mark			30	1.0000	609	1	33	51
439	1	33	52	1217	Marrow	Stephen			31	1.0000	611	1	33	52
440	1	33	53	1125	Myers	Colin		V50	51	0.8977	329	1	24	16
441	1	33	56	1354	Darker	John	Pensby Road Runners	V50	50	0.9050	348	1	25	0
442	1	33	58	446	Bennett	Andre	Ackworth Road Runners	V40	43	0.9543	494	1	29	40
443	1	33	59	462	Hurdman	Steve	North Wales R.R.		37	0.9957	598	1	33	34
444	1	33	59	440	Hughes	Paul Anthony	Liverpool Running Club	V40	41	0.9682	561	1	31	59
445	1	34	0	464	Faulkner	Trevor	Wilmslow Running Club	V50	54	0.8758	278	1	22	19
446	1	34	7	1049	Allen	Brendan J	Burton A.C.		37	0.9957	605	1	33	42
447	1	34	11	1240	Rowands	David	Ford Halewood A.C.	V40	43	0.9543	499	1	29	52
448	1	34	14	908	Greene	Martin J			39	0.9820	571	1	32	32
449	1	34	16	482	Moss	Clifford	Middleton Harriers	V40	40	0.9751	559	1	31	55
450	1	34	17	263	Machin	Dave	Birkenhead A.C.	V50	52	0.8904	322	1	23	56
451	1	34	19	1002	Fail	Jonathan	Barnsley A.C.		35	1.0000	626	1	34	19
452	1	34	19	97	Powell	Eric			28	1.0000	625	1	34	19
453	1	34	21	539	Robbins	Tony	Wesham Road Runners	V55	59	0.8380	167	1	19	3
454	1	34	23	251	Couper	Alistair	Spectrum Striders	V45	45	0.9404	463	1	28	45
455	1	34	25	712	Mc Shane	Michael John	Rivacre Runners	V45	45	0.9404	467	1	28	47
456	1	34	26	303	Williams	Brian	Macclesfield Harriers & A.C.	V55	57	0.8533	217	1	20	34
457	1	34	26	63	Coles	Terence	Spectrum Striders	V50	53	0.8831	307	1	23	23
458	1	34	26	961	Casewell	Mark			30	1.0000	633	1	34	26
459	1	34	26	797	Fairbrother	Ian			35	1.0000	632	1	34	26
460	1	34	28	468	Hemmlings	John			37	0.9957	614	1	34	3
461	1	34	28	1153	Baynham	Anthony			21	1.0000	634	1	34	28
462	1	34	29	1154	Woodward	Neil			20	1.0000	636	1	34	29
463	1	34	30	1008	Jones	Duncan John David	Denbigh Harriers		37	0.9957	616	1	34	5
464	1	34	35	416	Joss	Douglas	Blackburn R.R.	V55	58	0.8456	203	1	19	58
465	1	34	37	1271	Newman	Michael		V45	48	0.9192	391	1	26	58
466	1	34	37	1270	Wildman	Ken	Formby Harriers	V50	64	0.8758	294	1	22	51
467	1	34	39	1274	Tomlinson	William	Stockport Harriers	V45	48	0.9192	395	1	27	0
468	1	34	39	1152	Dorset	John	Buckley Running Club	V55	55	0.8685	270	1	22	12
469	1	34	39	721	Robinson	Mick	S D R R A.C	V45	48	0.9192	393	1	27	0
470	1	34	39	729	Buonconti	Rinaldo		V45	48	0.9192	394	1	27	0
471	1	34	42	1230	Pickup	Dave	Darwen Dashers	V45	49	0.9121	376	1	26	22
472	1	34	42	299	Woodrow	Richard	Wilmslow Running Club	V45	48	0.9192	397	1	27	2
473	1	34	46	93	Lloyd	Mark	Sale Harriers		36	1.0000	642	1	34	46
474	1	34	49	341	Wynne	Lee		J	17	0.9750	570	1	32	26
475	1	34	50	750	Turner	M.J		V40	42	0.9612	534	1	31	9
476	1	34	50	1227	Melbourne	Michael	Royal Mail Letters		32	1.0000	644	1	34	50
477	1	34	53	292	Sherley	Edward, Alfred			39	0.9820	589	1	33	10
478	1	34	56	501	Billett	Martin Alan	Buckley Running Club	V45	47	0.9262	432	1	27	55
479	1	35	0	1081	Armstrong	Damian Mark	G.P.T. Harriers - Liverpool		35	1.0000	649	1	35	0
480	1	35	7	1050	Bartlett	Peter Richard	Wesham Road Runners	V45	48	0.9192	411	1	27	25

RESULTS - MEN



Four Villages Half Marathon

19-Jan-1997

POS	H	M	S	No	Surname	First Names	Club Name	Cat	Age	Corr	pos	h	m	s
481	1	35	8	279	Johnson	Nigel			36	1.0000	651	1	35	8
482	1	35	12	209	Farrington	Alan	Ford Halewood A.C.	V45	48	0.9192	415	1	27	30
483	1	35	12	276	Jackson	Vin	Ford Halewood A.C.	V45	47	0.9262	440	1	28	10
484	1	35	13	324	Thompson-Jones	Jeffrey William	Rivacre Runners		36	0.9888	618	1	34	9
485	1	35	14	1143	McLachlan	Ian	Formby Harriers	V45	47	0.9262	443	1	28	12
486	1	35	17	913	Wheeldon	Mark	Macclesfield Harriers & A.C.		37	0.9957	646	1	34	52
487	1	35	18	941	Mc Causland	Andrew	Mersey Triathlon		33	1.0000	654	1	35	18
488	1	35	18	511	Newman	David Anthony		V40	41	0.9682	568	1	32	16
489	1	35	20	713	Ryder-Jones	John		V40	42	0.9612	549	1	31	38
490	1	35	21	65	Wray	Arnie	Oswestry Olympians A.C.	V45	46	0.9333	473	1	28	59
491	1	35	25	221	Finnerty	Francis	Blackburn R.R.		34	1.0000	657	1	35	25
492	1	35	27	885	Abraham	William	Skelmersdale Boundary	V45	47	0.9262	448	1	28	24
493	1	35	28	862	Frankl	Robert	Livingwell	V40	42	0.9612	553	1	31	45
494	1	35	28	403	Swift	Paul	Spectrum Striders		35	1.0000	658	1	35	28
495	1	35	29	517	Arnold	Anthony	Liverpool Running Club		32	1.0000	659	1	35	29
496	1	35	32	1084	Foort	Mark	Rivacre Runners		28	1.0000	662	1	35	32
497	1	35	32	1083	Foort	Nick	Rivacre Runners		31	1.0000	661	1	35	32
498	1	35	36	439	Cowley	William	Liverpool Running Club	V40	42	0.9612	558	1	31	53
499	1	35	36	1199	Williams	Stephen			33	1.0000	665	1	35	36
500	1	35	37	945	Chester	Gary William	Warrington Road Runners		38	0.9888	638	1	34	32
501	1	35	37	216	Collins	Glen		V50	53	0.8831	333	1	24	26
502	1	35	37	714	Lovick	John		V45	47	0.9262	456	1	28	33
503	1	35	41	342	Roach	Stephen .W		V45	45	0.9404	500	1	29	58
504	1	35	43	467	Beard	Paul	Shropshire Shufflers	V45	46	0.9333	481	1	29	19
505	1	35	43	383	Williams	Ron	Wraxham Athletic Club	V40	42	0.9612	562	1	32	0
506	1	35	44	316	Harris	Dean			29	1.0000	667	1	35	44
507	1	35	44	975	Taylor	David Christopher	Congleton Harriers	V45	49	0.9121	405	1	27	19
508	1	35	48	749	Reed	Ronald	Wilmslow Running Club	V70	70	0.7469	35	1	11	33
509	1	35	48	736	Knight	Roger	Capenhurst R.C.	V45	45	0.9404	505	1	30	5
510	1	35	48	431	Mc Harry	Robert James	Spectrum Striders		33	1.0000	670	1	35	48
511	1	35	54	329	Beck	Ainsley	QUAY Runners	V45	46	0.9333	485	1	29	30
512	1	35	54	1001	Durnin	David Joseph	Spectrum Striders		35	1.0000	673	1	35	54
513	1	35	54	1179	Ashley	David	Village People R.C.	V50	50	0.9050	386	1	26	47
514	1	35	58	280	Luty	Clive, Malcolm		V55	57	0.8533	256	1	21	53
515	1	36	1	588	Battison	David Eddard			39	0.9820	623	1	34	17
516	1	36	7	1348	Cooper	John	Rossendale Harriers & A.C.	V45	48	0.9192	447	1	28	21
517	1	36	13	1397	Woofindin	Simon			20	1.0000	683	1	36	13
518	1	36	19	374	Waye	Oswald	RRC	V45	47	0.9262	477	1	29	12
519	1	36	23	1285	Rowlands	Kevin	North Wales Road Runners	V40	40	0.9751	612	1	33	59
520	1	36	26	1106	Titman	Sam	Chester Triathlon	V45	45	0.9404	521	1	30	41
521	1	36	26	1251	Miller	David		V40	41	0.9682	595	1	33	22
522	1	36	30	487	Donovan	Clive			34	1.0000	688	1	36	30
523	1	36	31	1244	Coleman	Richard	Audley Running Club	V40	44	0.9473	542	1	31	25
524	1	36	33	867	Chee	Peter	Pensby Road Runners	V50	52	0.8904	370	1	25	58
525	1	36	35	772	Nibbs	David Llewellyn	Birkenhead A.C.	V45	48	0.9192	465	1	28	46
526	1	36	37	1078	Lee	Christian		V40	40	0.9751	622	1	34	12
527	1	36	39	896	Dagnall	Graham			31	1.0000	691	1	36	39
528	1	36	41	1141	Quinlivan	Michael		V45	45	0.9404	525	1	30	55
529	1	36	41	22	Caddick	John		V50	52	0.8904	372	1	26	5
530	1	36	44	818	Brownlee	Alan		V45	49	0.9121	444	1	28	13
531	1	36	45	1399	Marshall	David	Manchester Harriers	V40	42	0.9612	613	1	33	59
532	1	36	45	1077	Daly	Kieran		V40	40	0.9751	627	1	34	20
533	1	36	47	1082	Marshall	Warren	Penny Lane Striders		28	1.0000	693	1	36	47
534	1	36	47	1064	Jones	Gwyn D	Wrexham Athletic Club	V55	59	0.8380	238	1	21	6
535	1	36	47	890	Harrington	Mike	Oswestry Olympians A.C.	V50	50	0.9050	421	1	27	35
536	1	36	52	1090	Roberts	Derek		V45	45	0.9404	530	1	31	5
537	1	36	53	573	Cross	Joe		V40	44	0.9473	554	1	31	46
538	1	36	58	1100	Hamer	Steve	Bury Athletic Club		39	0.9820	653	1	35	13
539	1	37	0	243	Bettles	Dave	Northern Vets A.C.	V45	49	0.9121	451	1	28	28
540	1	37	4	1037	Fairbrother	Anthony Joseph	Penny Lane Striders		35	1.0000	701	1	37	4

RESULTS - MEN



Four Villages Half Marathon

19-Jan-1997

POS	H	M	S	No	Surname	First Names	Club Name	Cat	Age	Corr	pos	h	m	s
541	1	37	7	71	Pearson	Trevor	Belle Vue Racers	V45	49	0.9121	457	1	28	34
542	1	37	9	879	Stockley	David	Shropshire Shufflers	V50	54	0.8758	350	1	25	5
543	1	37	10	354	Higgins	Ian	Oswestry Olympians A.C.		34	1.0000	702	1	37	10
544	1	37	14	1389	Lee	Tony	Rivacre Runners		35	1.0000	703	1	37	14
545	1	37	17	595	Fellows	Roy	Rivacre Runners	V60	60	0.8304	224	1	20	47
546	1	37	20	1047	Livingston	Richard			31	1.0000	705	1	37	20
547	1	37	26	297	Talbot	David, Roger	Oswestry Olympians A.C.	V55	57	0.8533	301	1	23	8
548	1	37	26	1261	Hill	Denis	North West Water Harriers	V50	50	0.9050	442	1	28	10
549	1	37	26	803	Rushlon	Terence	Trantham Running Club	V45	49	0.9121	472	1	28	52
550	1	37	28	314	Nolan	Jeffrey			37	0.9957	699	1	37	2
551	1	37	28	591	Molyneux	Henry		V55	58	0.8456	283	1	22	25
552	1	37	32	413	Bailey	Thomas Joseph		V45	47	0.9262	509	1	30	20
553	1	37	35	972	Bailey	Chris	Wrexham Athletic Club	V45	48	0.9192	495	1	29	41
554	1	37	37	492	Murphy	Michael Robert			29	1.0000	712	1	37	37
555	1	37	39	283	Brookes	Barrie	East Cheshire Harriers	V55	59	0.8380	253	1	21	49
556	1	37	42	715	Sanderson	Micheal S.	North West Water Harriers	V45	45	0.9404	557	1	31	52
557	1	37	43	732	Burgess	Neil	Shropshire Shufflers		36	1.0000	713	1	37	43
558	1	37	44	332	Edwards	Jim	Birkenhead A.C.	V45	46	0.9333	536	1	31	12
559	1	37	45	1201	Nicholls	Raymond		V40	43	0.9543	593	1	33	16
560	1	37	47	996	Loftus	Stephen			33	1.0000	716	1	37	47
561	1	37	49	1229	Bolton	Jim	Accrington Road Runners	V45	49	0.9121	478	1	29	13
562	1	37	49	1387	Vaughan	Ian			33	1.0000	717	1	37	49
563	1	37	52	987	Jackson	Robert Leonard	North Wales R.R.		39	0.9820	680	1	36	6
564	1	37	52	710	Jones	Graham Paul	North Wales R.R.		34	1.0000	718	1	37	52
565	1	37	54	508	Baxter	Gary	Bolton Harriers & A.C.		37	0.9957	710	1	37	28
566	1	37	56	1104	Watkinson	William	Dallam Athletic Club	V45	49	0.9121	482	1	29	19
567	1	37	56	1362	Wroblewski	Paul			33	1.0000	720	1	37	56
568	1	37	56	365	O Leary	Jason	Liverpool Running Club		20	1.0000	719	1	37	56
569	1	37	58	40	Rothwell	Alan	Redmark	V40	41	0.9682	645	1	34	51
570	1	37	58	852	Campbell	James Francis	Wigan Phoenix		28	1.0000	721	1	37	58
571	1	38	4	1111	Littlemore	T		V40	43	0.9543	600	1	33	35
572	1	38	5	836	Hough	Ray		V45	48	0.9192	507	1	30	9
573	1	38	8	800	Shepard	John	Bae-Woodford Running Club	V50	54	0.8758	368	1	25	56
574	1	38	10	564	Byers	Scott	Royal Mail Letters		26	1.0000	725	1	38	10
575	1	38	11	239	Bennlon	Chris	Rivacre Runners	V40	43	0.9543	604	1	33	41
576	1	38	22	1239	Bradshaw	David	St. Helens Sutton	V45	47	0.9262	531	1	31	6
577	1	38	23	513	Timlinson	Eddie		V45	47	0.9262	533	1	31	7
578	1	38	25	1166	Lockwood	Robert	R.R. of Great Britain	V60	60	0.8304	251	1	21	43
579	1	38	27	46	Wheeldon	Brian	Worsley Harriers	V60	61	0.8223	228	1	20	57
580	1	38	28	339	Livesey	Stephen	Middleton Harriers		32	1.0000	729	1	38	28
581	1	38	31	415	Ormandy	Paul			23	1.0000	730	1	38	31
582	1	38	32	231	Lewis	Neil Richard		V45	46	0.9333	560	1	31	57
583	1	38	36	726	Lea	Andrew	South Derbyshire Road Runn		31	1.0000	731	1	38	36
584	1	38	37	1059	Eccleston	Steve	R.R. of Great Britain		39	0.9820	694	1	36	50
585	1	38	39	358	Heath	Ronald		V50	50	0.9050	479	1	29	16
586	1	38	41	293	Pace	Steven			37	0.9957	726	1	38	15
587	1	38	43	489	Pye	Derek	Lancaster & Morecambe	V40	43	0.9543	620	1	34	12
588	1	38	44	801	Quinn	Eugene	Liverpool Running Club	V45	48	0.9192	523	1	30	45
589	1	38	48	927	Pickles	Roger		V40	43	0.9543	624	1	34	17
590	1	38	50	779	Seddon	Harry		V50	52	0.8904	435	1	28	0
591	1	38	50	210	Lazarus	John		V40	42	0.9612	677	1	35	59
592	1	38	52	1135	Streatham	Royston	100 Marathon Club	V40	40	0.9751	684	1	36	24
593	1	38	57	321	Shaw	Geoff		V40	44	0.9473	606	1	33	44
594	1	38	59	1395	Urmston	Mike	Rivacre Runners	V50	53	0.8831	409	1	27	24
595	1	38	59	532	Shaw	John	British Airways A.C.	V45	45	0.9404	586	1	33	5
596	1	38	59	83	Tucker	Williams	Picton Running Club	V40	41	0.9682	671	1	35	50
597	1	39	4	246	Watson	Stuart	Port Sunlight Runners	V45	49	0.9121	511	1	30	21
598	1	39	5	333	Dooley	John Patrick		V45	49	0.9121	512	1	30	22
599	1	39	9	525	Lacy	David	Shropshire Shufflers	V50	53	0.8831	417	1	27	33
600	1	39	9	1231	Kendall	Peter		V45	47	0.9262	555	1	31	49

RESULTS - MEN



Four Villages Half Marathon

19-Jan-1997

POS	H	M	S	No	Surname	First Names	Club Name	Cat	Age	Corr	pos	h	m	s
601	1	39	11	883	Maguire	Kevin John	Winston Runners	V50	50	0.9050	497	1	29	45
602	1	39	15	1200	Nolan	Michael	Abergele Harriers	V50	51	0.8977	475	1	29	5
603	1	39	16	201	Parker	Matthew			34	1.0000	741	1	39	16
604	1	39	17	86	Mills	Brian	100 Marathon Club	V40	41	0.9682	681	1	36	7
605	1	39	19	916	Lloyd	Derak	Shropshire Shufflers	V55	59	0.8380	303	1	23	13
606	1	39	21	1214	Oakes	Wally	Salford Metropolitan Athletic	V45	49	0.9121	519	1	30	37
607	1	39	22	891	Cutts-Watson	Robert		V50	52	0.8904	452	1	28	28
608	1	39	22	1092	Walkins	Allen J J	Amazing Feet	V50	52	0.8904	454	1	28	28
609	1	39	22	483	Kelly	Terence	Fearnville Running Club	V65	67	0.7728	117	1	16	47
610	1	39	26	949	Ruckin	Richard		V40	42	0.9612	864	1	35	34
611	1	39	32	1383	Potts	Neil	Shropshire Shufflers		28	1.0000	745	1	39	32
612	1	39	38	57	Taylor	Richard		V50	50	0.9050	508	1	30	10
613	1	39	43	921	Buckley	Myles Anthony	Penny Lane Striders	V50	51	0.8977	486	1	29	30
614	1	39	43	417	Swift	Dave	Blackburn R.R.	V45	47	0.9262	569	1	32	21
615	1	39	45	429	Hilliard	David John	G.P.T. Harriers - Liverpool	V40	40	0.9751	704	1	37	15
616	1	39	47	1066	Lee	Stephen	Reebok Racing	V40	42	0.9812	674	1	35	54
617	1	39	47	45	Derwent	Andrew			35	1.0000	746	1	39	47
618	1	39	48	448	McClave	James Joseph	Wirral Athletic Club	V40	44	0.9473	637	1	34	32
619	1	39	50	1140	Shillinglaw	Barry	Wallasey Athletic Club		30	1.0000	748	1	39	50
620	1	39	51	1034	Hathaway	Martin Anthony	Village People R.C.	V45	46	0.9333	590	1	33	11
621	1	39	53	211	Blackwell	John	Stourbridge Running Club	V50	51	0.8977	493	1	29	39
622	1	39	56	59	Rankin	Charles	Penny Lane Striders	V60	62	0.8143	245	1	21	22
623	1	39	57	58	Saunders	Stephen			32	1.0000	751	1	39	57
624	1	40	1	897	Langford	Stephen Paul	North Derbyshire	V40	40	0.9751	711	1	37	31
625	1	40	8	351	Storry	Mike	Village People R.C.	V50	53	0.8831	449	1	28	25
626	1	40	9	1359	Newsham	Robert	Preston Harriers		34	1.0000	753	1	40	9
627	1	40	13	1067	Mc Nulty	Martin	Reebok Racing		21	1.0000	754	1	40	13
628	1	40	15	51	Hunt	Andrew	Vale Royal	V45	49	0.9121	543	1	31	26
629	1	40	17	953	Hodgkiss	Alan Vincent	Telford Harriers	V50	52	0.8904	480	1	29	17
630	1	40	17	275	Dougherty	David John	Rivacre Runners	V40	40	0.9751	714	1	37	47
631	1	40	22	903	Smiddy	Martin Christopher		V40	43	0.9543	669	1	35	48
632	1	40	25	370	Lewis	John	Cumberland Athletic Club	V45	47	0.9262	583	1	33	0
633	1	40	26	597	Jones	Stuart			34	1.0000	756	1	40	26
634	1	40	28	320	King	Ian			39	0.9820	733	1	38	39
635	1	40	30	565	Sanders	Chris	Royal Mail Letters		26	1.0000	757	1	40	30
636	1	40	35	390	Stanway	Charles	Penny Lane Striders		39	0.9820	734	1	38	46
637	1	40	38	411	Cole	Stephen	Wirral Athletic Club		29	1.0000	760	1	40	38
638	1	40	39	255	Paramor	Jon	Manchester Y.M.C.A.	V45	45	0.9404	640	1	34	39
639	1	40	39	995	Fermidge	Joseph		V40	44	0.9473	655	1	35	20
640	1	40	44	68	Maines	Phil	BICC Prescott A.C.		37	0.9957	755	1	40	18
641	1	40	44	543	Daley	James	Penny Lane Striders	V60	60	0.8304	312	1	23	38
642	1	40	56	1181	Gray	William			38	0.9888	747	1	39	48
643	1	40	59	475	Fearn	Alan William	Liverpool Running Club	V45	48	0.9192	579	1	32	49
644	1	41	0	822	Marsh	William	Ford Halewood A.C.	V45	45	0.9404	648	1	34	58
645	1	41	13	718	Thornton	Ronald	Picton Running Club	V55	56	0.8609	398	1	27	8
646	1	41	15	701	Walton	Peter	Glossopdale Harriers	V55	55	0.8685	433	1	27	56
647	1	41	19	1019	Smith	Phillip	Shropshire Shufflers	V40	44	0.9473	676	1	35	58
648	1	41	20	1035	Jones	Keith			38	1.0000	770	1	41	20
649	1	41	20	469	Ruscoe-Icke	Andrew Charles	South Cheshire Harriers		32	1.0000	768	1	41	20
650	1	41	24	1076	Favager	Robert John		V40	42	0.9612	708	1	37	27
651	1	41	26	540	Murray	Phillip R.	Denby Dale Travellers	V55	57	0.8533	380	1	26	33
652	1	41	28	547	Dowsett	Christopher	Eastern Vets A.C.	V50	52	0.8904	510	1	30	20
653	1	41	28	29	Hastings	Dudley	Northern Vets A.C.	V50	51	0.8977	529	1	31	5
654	1	41	29	980	Kenna	Gary			35	1.0000	777	1	41	29
655	1	41	32	1112	Appleton	Alan		V40	40	0.9751	738	1	39	0
656	1	41	34	212	Pawson	Graham	Fearnville Running Club		36	1.0000	779	1	41	34
657	1	41	44	1188	Norbury	Gareth			35	1.0000	782	1	41	44
658	1	41	50	347	Cobain	David John	Capenhurst R.C.	V40	44	0.9473	686	1	36	28
659	1	41	54	1256	Tull	Brian	Darwen Dashers	V50	51	0.8977	545	1	31	28
660	1	41	54	1072	Chambers	John		V50	53	0.8831	501	1	29	59

RESULTS - MEN



Four Villages Half Marathon

19-Jan-1997

POS	H	M	S	No	Surname	First Names	Club Name	Cat	Age	Corr	pos	h	m	s
661	1	41	57	924	Wood	Joseph Kevin	Trentham Running Club	V45	46	0.9333	652	1	35	8
662	1	41	59	312	Hirst	Colin	Warrington Road Runners	V50	53	0.8831	504	1	30	3
663	1	42	0	1213	Cartman	David	Littlewood Leggers	V40	40	0.9751	743	1	39	27
664	1	42	0	553	Blower	John		V45	49	0.9121	585	1	33	2
665	1	42	3	1058	Hemingway	John Morris		V40	42	0.9612	724	1	38	5
666	1	42	6	1015	Ewart	Paul		V45	48	0.9192	610	1	33	51
667	1	42	7	77	Preece	Matthew			25	1.0000	783	1	42	7
668	1	42	7	568	Eva	Kevin		V45	49	0.9121	588	1	33	8
669	1	42	9	817	Mault	Leslie	Red Rose Road Runners	V45	45	0.9404	679	1	36	3
670	1	42	11	438	O Connor	Thomas	Liverpool Running Club	V50	51	0.8977	551	1	31	43
671	1	42	13	872	Coowe	Barrie M	Wesham Road Runners	V55	56	0.8609	474	1	28	59
672	1	42	17	222	Hughes	Melvyn		V40	44	0.9473	695	1	36	53
673	1	42	17	x466	Recorded	Twice			45	0.9404	682	1	36	11
674	1	42	31	1226	Clague	Derek	Tattenhall Runners	V55	56	0.8609	445	1	28	15
675	1	42	31	427	Harrison	Edwin Nicholas			31	1.0000	789	1	42	31
676	1	42	42	206	Pearcey	David	Northern Vets A.C.	V50	52	0.8904	544	1	31	26
677	1	42	53	1247	Jervis	Michael	N.S.R.R.A.	V40	44	0.9473	709	1	37	27
678	1	42	58	761	Lee	John	South Liverpool A.C.		35	1.0000	794	1	42	58
679	1	43	1	866	Ash	James Edward	Skelmersdale Boundary	V50	53	0.8831	528	1	30	58
680	1	43	4	805	Smith	Mark			35	1.0000	798	1	43	4
681	1	43	5	284	Clarke	James	Village People R.C.		30	1.0000	799	1	43	5
682	1	43	6	1062	Hardman	Patrick Michael		V40	43	0.9543	727	1	38	23
683	1	43	9	1093	Holsgrove	Paul			35	1.0000	800	1	43	9
684	1	43	9	256	Percox	Martin, Charles	Northern Vets A.C.	V45	45	0.9404	697	1	37	0
685	1	43	11	1269	Pemberton	Steve	Penny Lane Striders	V40	41	0.9682	750	1	39	54
686	1	43	11	815	Gordon	Ronald			36	1.0000	801	1	43	11
687	1	43	14	785	Squires	Ian		J	17	0.9750	761	1	40	39
688	1	43	14	777	Marsden	Steve			29	1.0000	802	1	43	14
689	1	43	14	1080	Tanner	Phil			26	1.0000	803	1	43	14
690	1	43	17	1208	Ruddock	Norman			39	0.9820	771	1	41	25
691	1	43	17	1060	Thorley	David John	Audley Running Club	V45	49	0.9121	621	1	34	12
692	1	43	17	74	Tillstone	Don	Newcastle Staffs A.C.	V60	61	0.8223	344	1	24	55
693	1	43	20	518	Jenner	Simon	Merry Hill Striders		35	1.0000	804	1	43	20
694	1	43	21	1085	Cowan	Andrew		V45	47	0.9262	666	1	35	43
695	1	43	21	1390	Mc Gibbon	Tom			33	1.0000	808	1	43	21
696	1	43	21	1207	Byrom	Christopher	East Cheshire Harriers	V50	54	0.8758	516	1	30	30
697	1	43	21	898	Heywood	Frederick William		V50	50	0.9050	597	1	33	31
698	1	43	23	537	Goley	Peter Barry		V45	46	0.9333	687	1	36	29
699	1	43	23	465	Broadfoot	Peter			39	0.9820	778	1	41	31
700	1	43	28	227	Rose	Stephen	Ford Halewood A.C.		39	0.9820	780	1	41	36
701	1	43	30	830	Pigott	John		V45	49	0.9121	628	1	34	24
702	1	43	30	950	Stuart-Cole	Brian	Winston Runners	V45	49	0.9121	629	1	34	24
703	1	43	30	1215	Stuart-Cole	Barry	Oldham & Royton	V45	49	0.9121	630	1	34	24
704	1	43	30	397	Furniss	Graham	Picton Running Club		37	0.9657	796	1	43	3
705	1	43	46	1234	Collinson	David	Shropshire Shufflers		32	1.0000	811	1	43	46
706	1	43	49	372	Hill	James Arthur		V60	61	0.8223	359	1	25	22
707	1	43	54	928	Morgan	Peter	Liverpool Harriers	V40	41	0.9682	759	1	40	35
708	1	43	57	425	Dixon	Anthony			32	1.0000	814	1	43	57
709	1	44	0	969	Cryer	Steve		V50	52	0.8904	574	1	32	36
710	1	44	0	294	Blakelock	John	Radcliffe	V50	50	0.9050	617	1	34	7
711	1	44	3	973	Roberts	Martin D			34	1.0000	817	1	44	3
712	1	44	5	925	Harrington	Geoff	Cumberland Athletic Club	V50	50	0.9050	619	1	34	11
713	1	44	5	716	Mottram	Fred	Pensby Road Runners	V60	64	0.7982	297	1	23	4
714	1	44	8	555	Tilley	Neville		V50	52	0.8904	576	1	32	43
715	1	44	8	1054	Wyatt	Daud C	Denby Dale Travellers	V40	44	0.9473	732	1	38	38
716	1	44	12	399	Clarke	Maurice	Liverpool Running Club	V45	48	0.9192	668	1	35	46
717	1	44	13	1183	Brace	Roger	Sunlight Runners	V50	53	0.8831	563	1	32	2
718	1	44	15	1116	Bradley	Paul	Rivacre Runners	J	17	0.9750	781	1	41	38
719	1	44	15	450	Baggley	Keith		V40	43	0.9543	744	1	39	29
720	1	44	18	25	Shearden	Steve	Spectrum Striders	V45	48	0.9192	672	1	35	52

RESULTS - MEN



Four Villages Half Marathon

19-Jan-1997

POS	H	M	S	No	Surname	First Names	Club Name	Cat	Age	Corr	pos	h	m	s
721	1	44	18	348	Smyth	Paul	Belle Vue Racers	V45	45	0.9404	723	1	38	5
722	1	44	20	562	Coombs	Rod	Willinslow Running Club	V45	46	0.9333	706	1	37	22
723	1	44	24	1026	Jones	Peter	Telford Harriers	V45	48	0.9192	675	1	35	57
724	1	44	25	1119	Savage	Stuart	Wigan Phoenix	J	19	0.9899	807	1	43	21
725	1	44	29	393	Fortune	Iain .R	Spectrum Striders	V50	50	0.9050	639	1	34	33
726	1	44	39	548	Stretton	Malcolm Williams	Buckley Running Club	V40	43	0.9543	749	1	39	52
727	1	44	39	566	Preston	Dave	Royal Mall Letters		31	1.0000	822	1	44	39
728	1	44	43	229	Barton	Paul	Warrington Road Runners	V60	63	0.8062	332	1	24	25
729	1	44	44	1212	Cross	Arthur	Picton Running Club	V40	40	0.9751	784	1	42	7
730	1	44	44	1356	Sims	Edward		V55	55	0.8685	527	1	30	57
731	1	44	45	876	Holleron	Leslie John		V45	49	0.9121	660	1	35	32
732	1	44	48	1254	Rhodes	C			39	0.9820	793	1	42	54
733	1	44	52	75	Nugent	Ansel Blair	The Village Warrington	V50	54	0.8758	556	1	31	50
734	1	44	55	1057	Bassett	Neville	Buckley Running Club	V45	48	0.9192	685	1	36	26
735	1	44	56	357	Taylor	George Grahame		V50	50	0.9050	647	1	34	57
736	1	44	59	409	Acheson	James Noel			37	0.9957	821	1	44	31
737	1	45	4	1273	Richards	Ken	Newcastle Staffs A.C.	V50	50	0.9050	650	1	35	5
738	1	45	4	574	Norris	Gilbert	Penny Lane Striders	V60	60	0.8304	402	1	27	14
739	1	45	6	931	Turner	Hugh	Midland Vets A.C.	V65	68	0.7642	209	1	20	19
740	1	45	9	61	Dalley	Raymond	Northern Vets A.C.	V55	56	0.8609	517	1	30	31
741	1	45	13	326	Hanson	David James	Vale Royal		38	0.9888	816	1	44	2
742	1	45	19	889	Leigh	Peter	Penny Lane Striders		38	0.9888	818	1	44	8
743	1	45	23	1272	Longley	Duncan	Prestatyn Running Club	V40	40	0.9751	791	1	42	45
744	1	45	24	1169	Labrianis	Athanasios	Rosendale Harriers & A.C.	V60	62	0.8143	364	1	25	49
745	1	45	26	433	Rowley	Peter	Rivacre Runners		36	1.0000	828	1	45	26
746	1	45	26	892	Chapman	Steve		V40	42	0.9612	769	1	41	20
747	1	45	33	806	Lee	Greg	Wigan Phoenix	V40	42	0.9612	774	1	41	27
748	1	45	33	877	Green	Trevor John	Wigan Harriers	V40	43	0.9543	762	1	40	43
749	1	45	35	820	Mc Cartney	Ken	Wallasey Athletic Club	V60	62	0.8143	369	1	25	58
750	1	45	35	825	Westrum	Rolf	Wallasey Athletic Club	V40	43	0.9543	763	1	40	45
751	1	45	40	1242	Greenhalgh	Paul			30	1.0000	831	1	45	40
752	1	45	44	50	Pitchford	John	Spectrum Striders		31	1.0000	832	1	45	44
753	1	45	58	1209	Roberts	Paul	Goiborne Trotters	V40	41	0.9682	790	1	42	35
754	1	45	59	1117	Bradley	Keith	Rivacre Runners	V40	40	0.9751	805	1	43	20
755	1	46	3	476	Nail	Graham	Goodyears R.C.	V45	46	0.9333	737	1	38	58
756	1	46	3	346	Harper	John	Scarborough Striders A.C	V50	53	0.8831	602	1	33	39
757	1	46	5	786	Probyn	Stephen	Trentham Running Club		33	1.0000	833	1	46	5
758	1	46	12	254	Jones	Hadyn,Howard			34	1.0000	835	1	46	12
759	1	46	13	1405	Allan	David	Winston Runners	V50	51	0.8977	656	1	35	21
760	1	46	16	918	Taylor	Roger		V45	46	0.9333	739	1	39	10
761	1	46	16	1086	Newton	Brian	Birkenhead A.C.	V55	58	0.8456	498	1	29	51
762	1	46	19	1385	Goodall	David	Village People R.C.	V40	43	0.9543	775	1	41	27
763	1	46	39	1257	Fryer	Mark	Deeside Orienteering Club		36	1.0000	839	1	46	39
764	1	46	39	1288	Clarke	Anthony			36	1.0000	840	1	46	39
765	1	46	40	258	Otley	Martin	Shropshire Shufflers	V50	50	0.9050	689	1	36	31
766	1	46	50	894	Caffrey	Muichael		V40	40	0.9751	819	1	44	10
767	1	46	57	35	Barker	Geoff		V50	51	0.8977	678	1	36	0
768	1	47	5	939	Powell	Peter	Stockport Harriers	V50	50	0.9050	698	1	36	54
769	1	47	13	313	Burke	Tommy	Picton Running Club	V45	49	0.9121	715	1	37	47
770	1	47	17	719	Noall	John Mark		V40	43	0.9543	787	1	42	22
771	1	47	22	355	Ashwood	John		V40	40	0.9751	823	1	44	41
772	1	47	23	1070	Mc Carten	Stephen Anthony	Abergele Harriers	V40	41	0.9682	815	1	43	58
773	1	47	25	1349	Foran	Michael	Chester Triathlon		37	0.9957	846	1	46	57
774	1	47	29	1382	Wilson	Geoffrey	Spectrum Striders	V45	48	0.9192	736	1	38	47
775	1	47	29	919	Pownall	Roy Douglas	Stockport Harriers	V45	48	0.9192	735	1	38	47
776	1	47	30	784	Smart	Ken	Wilmslow Running Club	V55	58	0.8456	524	1	30	54
777	1	47	33	720	Williams	Richard		V40	40	0.9751	824	1	44	52
778	1	47	36	999	Bailey	Geoffrey Stuart	Trentham Running Club	V65	68	0.7642	271	1	22	13
779	1	47	36	1210	Hallinan	Chris	East Lincs X.C.	V60	63	0.8062	383	1	26	44
780	1	47	40	1265	Templeton	A.J.		V45	45	0.9404	766	1	41	14

RESULTS - MEN



Four Villages Half Marathon

19-Jan-1997

POS	H	M	S	No	Surname	First Names	Club Name	Cat	Age	Corr	pos	h	m	s
781	1	47	42	459	Food	Sidney	Wirral Athletic Club	V60	60	0.8304	483	1	29	26
782	1	47	44	452	Azzolina	Giovanni	Shropshire Shufflers		32	1.0000	854	1	47	44
783	1	47	48	99	Miller	Stephen	Abergele Harriers		38	0.9888	837	1	46	35
784	1	47	49	759	Towler	Malcolm Philipson		V55	55	0.8685	601	1	33	38
785	1	47	53	434	Mc Nee	Ken	Penny Lane Striders	V45	45	0.9404	773	1	41	27
786	1	47	53	1124	Rathbone	Eric	Middleton Harriers	V50	54	0.8758	635	1	34	29
787	1	48	14	594	Fendleton	Eric	Spectrum Striders	V65	68	0.7642	287	1	22	42
788	1	48	18	1392	Mc Gibbon	C.J.			32	1.0000	858	1	48	18
789	1	48	24	1087	Erown	Lawrence	Birkenhead A.C.	V55	56	0.8609	594	1	33	19
790	1	48	25	23	Eenstead	John	Rivacre Runners	V50	52	0.8904	690	1	36	32
791	1	48	34	1172	Birks	Kevin		V40	42	0.9612	820	1	44	21
792	1	48	54	1025	Clarke	Martyw John	Telford Harriers	V45	48	0.9192	752	1	40	6
793	1	49	7	769	Bruce	Anthony	Bearbrook Joggers	V50	54	0.8758	663	1	35	33
794	1	49	11	585	Kenney	James	Barton A.C.		32	1.0000	865	1	49	11
795	1	49	14	408	Lawn	Christopher John		V55	57	0.8533	591	1	33	12
796	1	49	15	842	Walsh	Anthony David	Littlewood Leggers		39	0.9820	850	1	47	17
797	1	49	18	238	Leakey	Jonathan			34	1.0000	868	1	49	18
798	1	49	19	799	Regan	Michael John	Warrington Road Runners	V55	57	0.8533	592	1	33	16
799	1	49	22	755	Hurst	Jonathan		V40	40	0.9751	838	1	46	38
800	1	49	27	911	Johnson	Micheal Bernard			37	0.9957	863	1	48	58
801	1	49	34	451	Gall	James Joseph		V45	47	0.9262	776	1	41	28
802	1	49	36	60	Lott	George		V40	44	0.9473	813	1	43	49
803	1	49	37	1065	Wright	Simon		V40	41	0.9682	834	1	46	7
804	1	49	42	1175	Shackleton	John		V40	42	0.9612	829	1	45	26
805	1	49	47	1155	Davies	Paul			31	1.0000	872	1	49	47
806	1	49	49	1396	Ennis	Anthony	Helsby R.C.		36	1.0000	873	1	49	49
807	1	49	52	493	Hopson	Darren			26	1.0000	874	1	49	52
808	1	49	52	860	Henry	Derek			39	0.9820	855	1	47	53
809	1	50	2	1020	Sandeman	Martin Joseph		V40	40	0.9751	851	1	47	17
810	1	50	3	512	Riley	Ian Bradshaw		V45	48	0.9192	765	1	41	9
811	1	50	5	703	Leathair	Gordon Sidney		V50	52	0.8904	722	1	38	1
812	1	50	9	864	Walsh	Brian			39	0.9820	857	1	48	10
813	1	50	13	478	Code	Peter	St. Helens Sutton		32	1.0000	877	1	50	13
814	1	50	13	95	Viles	Fred	Northern Vets A.C.	V45	49	0.9121	758	1	40	31
815	1	50	16	455	Smith	David A.		V40	41	0.9682	841	1	46	45
816	1	50	16	16	Lloyd	Edward	Penny Lane Striders	V65	67	0.7728	356	1	25	12
817	1	50	18	794	Taylor	Allan		V55	57	0.8533	615	1	34	5
818	1	50	18	1018	Edge	Stephen		V40	40	0.9751	853	1	47	33
819	1	50	27	966	Dobson	Paul			39	0.9820	859	1	48	27
820	1	50	27	1024	Lally	Mark			37	0.9957	876	1	49	58
821	1	50	30	856	Latham	Ronald			38	0.9888	867	1	49	15
822	1	50	45	586	Kenney	Liam	Barton A.C.		31	1.0000	879	1	50	45
823	1	50	47	1033	Leathwaite	David			37	0.9957	878	1	50	18
824	1	50	48	1249	Aindow	Colin			27	1.0000	880	1	50	48
825	1	50	51	225	Astle	M	British Triathlon Association		39	0.9820	860	1	48	51
826	1	50	54	559	Jones	Glynn Allin	Penny Lane Striders	V55	59	0.8380	581	1	32	56
827	1	50	57	880	Coulthard	John	Penny Lane Striders	V65	68	0.7642	340	1	24	47
828	1	51	1	1109	Beaumont	Robert	South Liverpool A.C.	V65	69	0.7555	319	1	23	52
829	1	51	3	70	Staff	Granville	Darwen Dashers	V45	49	0.9121	767	1	41	17
830	1	51	15	974	Dickens	Geoff	Tattenhall Runners	V60	63	0.8062	496	1	29	41
831	1	51	15	530	Savage	John Paul			28	1.0000	882	1	51	15
832	1	51	20	764	Davis	Nicholas Davis			35	1.0000	884	1	51	20
833	1	51	25	570	Taylor	Barry		V40	42	0.9612	849	1	47	5
834	1	51	26	765	Allman	Phillip Allman			23	1.0000	885	1	51	26
835	1	51	27	x869	Recorded	Twice			44	0.9473	830	1	45	34
836	1	51	28	1193	Dunn	Robert	Darwen Dashers		35	1.0000	886	1	51	28
837	1	51	29	946	Wilson	John	Sale Harriers	V50	53	0.8831	728	1	38	27
838	1	51	30	38	Farrow	Ian	Swinton Jog-Fit		35	1.0000	887	1	51	30
839	1	51	33	8888	Illegal Runner				25	1.0000				
840	1	51	38	746	Davison	Stephen	Stockport Harriers		24	1.0000	889	1	51	38

RESULTS - MEN



Four Villages Half Marathon

19-Jan-1997

POS	H	M	S	No	Surname	First Names	Club Name	Cat	Age	Corr	pos	h	m	s
841	1	51	50	378	Finn	Michael	Bury Athletic Club	V45	45	0.9404	827	1	45	10
842	1	52	3	331	Mason	Robert	QUAY Runners	V40	40	0.9751	866	1	49	15
843	1	52	5	577	Simpson	Peter	Creda	V50	50	0.9050	772	1	41	26
844	1	52	20	1139	Kingston	Arthur	Spatans	V85	85	0.7901	464	1	28	45
845	1	52	22	445	Brocken	Steve		V40	40	0.9751	869	1	49	34
848	1	52	27	780	Craig	Kenneth	Cheshire Hash Harriers	V40	41	0.9882	861	1	48	52
847	1	52	35	752	Sale	Alan		V45	46	0.9333	825	1	45	4
848	1	52	46	398	Peers	Dave	Pensby Road Runners		38	0.9888	888	1	51	30
849	1	52	49	873	Duckworth	Alan		V40	44	0.9473	845	1	48	52
850	1	52	55	538	Tomlinson	Barry Williams		V50	50	0.9050	785	1	42	11
851	1	52	58	244	Busby	Brian		V40	44	0.9473	847	1	47	0
852	1	53	6	392	Hart	C.J			39	0.9820	881	1	51	3
853	1	53	12	310	Wheeler	John		V50	50	0.9050	788	1	42	26
854	1	53	13	407	Smith	Howard Shaun			37	0.9957	892	1	52	43
855	1	53	21	418	Mc Cormack	Neil	Blackburn R.R.	V40	44	0.9473	852	1	47	22
856	1	53	24	796	Jones	Arfon		V60	63	0.8062	541	1	31	25
857	1	53	32	1255	Job	David			36	1.0000	896	1	53	32
858	1	53	33	47	Penk	Christopher		V45	45	0.9404	843	1	46	46
859	1	53	47	1284	Jackson	Alan	Ford Halewood A.C.	V50	50	0.9050	795	1	42	58
860	1	53	49	1346	Price	Ian		V45	49	0.9121	812	1	43	48
861	1	54	6	1381	Sharp	Bernard	Sale Harriers	V60	60	0.8304	641	1	34	44
862	1	54	8	356	Hope	Stephen	Penny Lane Striders	V40	40	0.9751	883	1	51	17
863	1	54	25	82	Potter	Phil	Northern Vets A.C.	V55	55	0.8685	742	1	39	22
864	1	54	27	899	Allen	Stephen Christophe			38	0.9888	894	1	53	10
865	1	54	38	1009	Clayton	Ian	North Canes Road Runners		38	0.9888	895	1	53	20
866	1	54	40	956	Corker	Eric	Rivacre Runners	V45	47	0.9262	836	1	46	12
867	1	54	40	579	Rollaston	Lee James			29	1.0000	901	1	54	40
868	1	54	45	1088	Fletcher	Peter	Liverpool Running Club		32	1.0000	902	1	54	45
869	1	54	46	1292	Noble	Joe	Liverpool Running Club		39	0.9820	891	1	52	42
870	1	54	47	758	Courtney	John		V55	58	0.8456	700	1	37	3
871	1	54	48	377	Reid	Dave			35	1.0000	903	1	54	48
872	1	54	49	994	Hughes	Colin			39	0.9820	893	1	52	44
873	1	54	51	848	Shaw	Nigel Phillip		V40	43	0.9543	870	1	49	36
874	1	54	55	1095	Fairhurst	Joe	Ford Halewood A.C.	V45	45	0.9404	856	1	48	4
875	1	54	57	711	Hylton	Terence Frederick		V40	43	0.9543	871	1	49	41
876	1	55	10	788	Mc Guire	Bob		V60	62	0.8143	607	1	33	46
877	1	55	13	422	Leaver	Peter James			32	1.0000	906	1	55	13
878	1	55	33	365	Knowles	James Kenneth Ball			28	1.0000	907	1	55	33
879	1	55	46	747	Moran	Richard	British Athletic Club	V50	52	0.8904	797	1	43	4
880	1	55	59	301	Mountford	Edward		V70	73	0.7188	306	1	23	22
881	1	56	15	742	Johns	Keith Weston	G.P.T. Harriers - Liverpool	V50	52	0.8904	809	1	43	30
882	1	56	20	318	Highton	Anthony			34	1.0000	908	1	56	20
883	1	56	23	1238	Azzolina	Giuseppe	Shropshire Shufflers	V60	63	0.8062	608	1	33	49
884	1	56	30	522	Davenport	Colin		V50	53	0.8831	792	1	42	52
885	1	56	32	1099	Thompson	Kenneth		V65	65	0.7901	565	1	32	4
886	1	56	33	247	Horrocks	Michael			39	0.9820	900	1	54	27
887	1	56	34	812	Worden	Stephen			33	1.0000	909	1	56	34
888	1	56	43	1136	McPherson	Andrew			21	1.0000	910	1	56	43
889	1	56	50	506	Fox	Nicholas Cyril	Shropshire Shufflers		34	1.0000	911	1	56	50
890	1	57	8	1391	Miller	R		V45	49	0.9121	844	1	46	50
891	1	57	14	1028	O Gorman	Frank		V55	56	0.8609	764	1	40	55
892	1	57	19	843	Allen	Sid	Shropshire Shufflers	V50	53	0.8831	810	1	43	36
893	1	57	41	41	Mann	Barry	Fearnville Running Club		34	1.0000	913	1	57	41
894	1	57	55	1177	Wilson	Colin	Chester Triathlon	V40	40	0.9751	905	1	54	58
895	1	58	7	582	Bowers	Norman	Picton Running Club	V65	67	0.7728	537	1	31	16
896	1	58	18	865	Derrick	David N	Rugby and District A C		35	1.0000	915	1	58	18
897	1	58	22	344	Freeman	John Jeremy Collier		V55	59	0.8380	740	1	39	11
898	1	58	36	1360	Ainsworth	James			37	0.9957	914	1	58	5
899	1	58	58	85	Davey	Craig	Middleton Harriers		26	1.0000	917	1	58	58
900	1	59	49	1105	Pritchard	Colin	Telford Harriers		29	1.0000	919	1	59	49

RESULTS - MEN



Four Villages Half Marathon

19-Jan-1997

POS	H	M	S	No	Surname	First Names	Club Name	Cat	Age	Corr	pos	h	m	s
901	1	59	54	273	Watkin	Donald	Warrington Athletic Club	V55	57	0.8533	798	1	42	18
902	1	59	59	593	DeHaan	Jim		V60	63	0.8062	692	1	36	43
903	2	0	3	1115	Blakeley	Graham	Shropshire Shufflers	V55	56	0.8609	806	1	43	21
904	2	0	18	461	Sproston	Garry Edward		V40	44	0.9473	897	1	53	57
905	2	0	18	901	Peck	Colin	Frodsham Harriers		30	1.0000	920	2	0	18
906	2	0	21	900	Birkenhead	Thomas Francis	Frodsham Harriers	V60	63	0.8062	698	1	37	1
907	2	0	22	1339	Cleaver	Brian		V50	50	0.9050	862	1	48	55
908	2	0	46	81	Hughes	Thomas Gary	Fire Service Sports & Athletic		34	1.0000	922	2	0	46
909	2	0	46	236	McEniff	J W	Fire Service Sports & Athletic		35	1.0000	923	2	0	46
910	2	0	49	228	Testrow	Larry	Penny Lane Striders	V65	66	0.7815	631	1	34	25
911	2	0	49	274	Watkin	Barry	Warrington Athletic Club		23	1.0000	924	2	0	49
912	2	1	5	861	Dawson	Jeff			34	1.0000	926	2	1	5
913	2	1	20	793	Gill	Derek	Bingley Harriers & A.C.	V65	66	0.7815	643	1	34	49
914	2	1	41	477	Chivers	C.Peter	Running Sixties	V70	74	0.7094	375	1	26	19
915	2	1	42	587	Darker	Jack	Pensby Road Runners	V70	72	0.7281	459	1	28	36
916	2	1	56	552	Mc Michael	Sean Enda			36	1.0000	929	2	1	56
917	2	2	7	1237	Collins	John		V55	56	0.8609	826	1	45	7
918	2	2	12	315	Wright	Lawrence William	Spectrum Striders	V50	54	0.8758	848	1	47	1
919	2	2	47	272	Jennings	Mark	South Cheshire Harriers		38	0.9888	928	2	1	24
920	2	3	9	291	Murray	Anthony			37	0.9957	931	2	2	37
921	2	3	15	1289	James	Malcolm	Merseyside Police	V45	47	0.9262	898	1	54	9
922	2	3	47	567	Nuttall	Ian Phillip			34	1.0000	935	2	3	47
923	2	3	51	364	Carr	Stephen James			30	1.0000	936	2	3	51
924	2	4	15	535	Cannon	Tony		V40	40	0.9751	927	2	1	9
925	2	4	27	336	Farmer	Neil		V45	48	0.9192	899	1	54	23
926	2	4	42	1137	Barton	Andy	Shropshire Shufflers	V40	41	0.9682	921	2	0	44
927	2	5	0	1171	Langdale	David	Bae-Woodford Running Club	V45	48	0.9192	904	1	54	54
928	2	5	4	1167	Jones	Elwyn	Buckley Running Club		39	0.9820	933	2	2	46
929	2	5	22	426	Mc Givern	Paul			38	0.9888	937	2	3	57
930	2	5	26	1268	Middlehurst	Neil	East Cheshire Harriers		30	1.0000	940	2	5	26
931	2	5	26	1126	Cliff	Ronald	Ford Halewood A.C.	V50	52	0.8904	890	1	51	41
932	2	5	50	1371	Phelps	Gareth			26	1.0000	943	2	5	50
933	2	5	57	948	Foulkes	David			32	1.0000	944	2	5	57
934	2	6	36	494	O'Brien	Kevin	Penny Lane Striders	V55	56	0.8609	864	1	48	59
935	2	6	44	823	Cheetham	John	Ford Halewood A.C.	V45	45	0.9404	918	1	59	10
936	2	7	11	223	Pierce	Barry	Cheshire Constabulary	V45	46	0.9333	916	1	58	42
937	2	7	13	78	Griffiths	Miles			27	1.0000	846	2	7	13
938	2	8	18	67	Coupe	John		V40	43	0.9543	930	2	2	28
939	2	8	34	968	Moore	Roy		V60	60	0.8304	842	1	46	45
940	2	8	53	1277	Lichtenstein	Hans	Spalans	V65	69	0.7555	707	1	37	22
941	2	9	36	405	King	Robert Martin	Shropshire Shufflers	V45	46	0.9333	925	2	0	57
942	2	12	29	753	Mc Hugh	Ray		V45	47	0.9262	932	2	2	42
943	2	13	15	376	Cassidy	John.B		V40	43	0.9543	945	2	7	9
944	2	13	50	388	Hennessy	Tony	Lancaster & Morecambe	V50	54	0.8758	912	1	57	12
945	2	15	2	328	Throssell	Peter	Shropshire Shufflers	V60	62	0.8143	875	1	49	57
946	2	17	54	325	Willacey	Robert Anthony		V45	49	0.9121	942	2	5	46
947	2	21	0	x1126	Recorded	Twice			52	0.8904	941	2	5	32
948	2	21	1	1176	Taylor	Jeremy	Chester Triathlon		39	0.9820	948	2	18	28
949	2	25	13	888	Hand	Richard John	Army	V45	46	0.9333	947	2	15	31
950	2	25	13	906	Cook	Ian	Swinton Jog-Fit		35	1.0000	952	2	25	13
951	2	26	37	993	Parry	Les		V40	41	0.9682	950	2	21	57
952	2	26	37	992	Daley	Ian		V40	43	0.9543	949	2	19	54
953	2	30	0	766	Jones	Robert Kenneth		V40	43	0.9543	951	2	23	8
954	2	31	34	449	Hull	Peter			34	1.0000	953	2	31	34
955	2	37	0	1293	Kata	Leon	Ford Halewood A.C.	V65	65	0.7901	938	2	4	2
956	2	41	0	1202	Garrett	John		V65	67	0.7728	939	2	4	25
957	2	41	0	1203	Wood	Peter William		V65	68	0.7642	934	2	3	2

RESULTS - LADIES



Four Villages Half Marathon

19-Jan-1997

POS	H	M	S	No	Surname	First Names	Club Name	Cat	Age	Corr	pos	h	m	s
1	1	16	6	659	Hunter Rowe	Carolyn	Knivesmire Harriers		32	1.0000	1	1	16	6
2	1	16	9	1323	Newton	Jackie	Stockport Harriers		32	1.0000	2	1	16	9
3	1	20	59	10	Cooper	Louise	Rossendale Harriers & A.C.		21	1.0000	6	1	20	59
4	1	21	30	1301	Burtham	Jane	Warrington Athletic Club		34	1.0000	7	1	21	30
5	1	23	25	1303	Jackson	Joan		V40	40	0.9657	5	1	23	25
6	1	25	47	139	Jolley	Lynn	Wigan Phoenix		23	1.0000	12	1	25	47
7	1	28	0	117	Candy	Susan	Shropshire Shufflers		33	1.0000	18	1	28	0
8	1	28	37	1312	Owen	Sandra	Tattenhall Runners	V45	48	0.9022	4	1	28	37
9	1	29	38	1324	Zazzi	Michela	Stockport Harriers		30	1.0000	23	1	29	38
10	1	29	46	153	MereDith	Mary	Prestatyn Running Club	V50	52	0.8697	3	1	29	46
11	1	30	36	100	Fletcher	Julie	CEPAC		29	1.0000	26	1	30	36
12	1	30	51	623	Hough	Grace	Shrewsbury & District A.C.	V45	47	0.9103	8	1	30	51
13	1	31	17	626	Brunton	Sheila	Cumberland Athletic Club	V40	41	0.9578	16	1	31	17
14	1	31	35	610	Darby	Gill	Liverpool Pemb. & Sefton	V35	35	1.0000	31	1	31	35
15	1	31	38	646	Danson	Elizabeth Ann	Wirral Athletic Club	V40	42	0.9499	14	1	31	38
16	1	31	44	624	Musgrove	Victoria	Wrexham Athletic Club	V40	40	0.9657	20	1	31	44
17	1	31	48	1306	Flemming	Dianne	Rossendale Harriers & A.C.	V40	43	0.9421	13	1	31	48
18	1	31	54	132	Laycock	Eilaine	Liverpool Running Club		29	1.0000	34	1	31	54
19	1	32	48	1331	Attwood	Linda	Widnes Wasps		23	1.0000	37	1	32	48
20	1	33	16	x132	Recorded	Twice			29	1.0000	38	1	33	16
21	1	33	24	692	Williams	Jean	Shropshire Shufflers	V45	48	0.9022	10	1	33	24
22	1	33	35	190	Owen	Christine	Penny Lane Striders		31	1.0000	40	1	33	35
23	1	33	48	660	Smart	Liz	Knivesmire Harriers	V35	39	0.9735	29	1	33	48
24	1	34	7	1317	Shaw	Lizzie	Ranalagh		29	1.0000	43	1	34	7
25	1	34	9	1402	Conn	Joanna	Serpentine		26	1.0000	44	1	34	9
26	1	34	14	162	Clarvie	Vivienne	Liverpool Running Club	V40	44	0.9342	19	1	34	14
27	1	34	19	688	Greenlees	Lesley	Stockport Harriers	V40	40	0.9657	28	1	34	19
28	1	34	23	1311	Myerscough	Debbie	Village People R.C.		34	1.0000	46	1	34	23
29	1	34	42	143	Weddrow	Arabella	Wilmslow Running Club	V40	42	0.9499	24	1	34	42
30	1	34	45	648	Dawson	Cathy	Wirral Athletic Club		29	1.0000	48	1	34	45
31	1	34	50	1302	Mann	Jean	Wigan Phoenix	V35	35	1.0000	49	1	34	50
32	1	34	52	674	Gregg	Denise			33	1.0000	50	1	34	52
33	1	35	2	1322	Jackson	Jill	Warrington Road Runners		32	1.0000	51	1	35	2
34	1	35	27	635	Lister	Sally	Livingwell		25	1.0000	53	1	35	27
35	1	35	35	691	Hamlet	Caroline Vanessa	Rossendale Harriers & A.C.		27	1.0000	54	1	35	35
36	1	35	45	661	Morris	Jennie	Spectrum Striders	V35	35	1.0000	57	1	35	45
37	1	35	48	1314	Valley	Dawn	Bofton Harriers & A.C.		33	1.0000	58	1	35	48
38	1	35	48	629	Adams	Rosalind	Wrexham Athletic Club	V40	41	0.9578	33	1	35	48
39	1	35	54	667	Matthews	Pat	Tattenhall Runners	V50	52	0.8697	9	1	35	54
40	1	36	15	1310	Atkinson	Janis	Middletton Harriers	V45	47	0.9103	17	1	36	15
41	1	36	39	167	Tooze	Jackie	Shropshire Shufflers	V50	51	0.8780	11	1	36	39
42	1	36	47	1400	Kelly	Michelle	South Liverpool A.C.	V35	37	0.9891	56	1	36	47
43	1	37	0	128	Norris	Sheila	Horwich Harriers	V40	44	0.9342	27	1	37	0
44	1	37	7	125	McLaughlin	Frances	Penny Lane Striders		32	1.0000	59	1	37	7
45	1	38	18	184	Hughes	Jenny	Arene 80	V35	36	0.9969	69	1	38	18
46	1	38	37	151	Wynne	Anne		V35	36	0.9969	64	1	38	37
47	1	38	43	191	Jones	Amanda	Warrington Athletic Club		26	1.0000	67	1	38	43
48	1	38	52	161	Fortune	Anne	Spectrum Striders	V40	44	0.9342	36	1	38	52
49	1	39	24	1326	Savory	Christine	Prestatyn Running Club	V45	47	0.9103	25	1	39	24
50	1	39	28	1305	Doyle	Mary	Liverpool Running Club	V40	43	0.9421	41	1	39	28
51	1	39	31	1316	Carney	Jacqui	Picton Running Club		31	1.0000	71	1	39	31
52	1	39	53	609	Dodd	Joanne E.A	Oswestry Olympians A.C.		31	1.0000	72	1	39	53
53	1	40	11	199	Welsh	Stephanie			31	1.0000	73	1	40	11
54	1	40	11	673	Wilkinson	Jan	Wigan Phoenix	V50	52	0.8697	15	1	40	11
55	1	40	34	630	Gough	Stephanie	University of Manchester		20	1.0000	75	1	40	34
56	1	40	38	164	Bennett	Susan	Wirral Athletic Club	V45	47	0.9103	32	1	40	38
57	1	41	22	177	Owen	Linda Powell	Spectrum Striders	V35	39	0.9735	66	1	41	22
58	1	41	42	658	Underhill	Eleanor	Cheshire Hash Harriers	V35	37	0.9891	76	1	41	42
59	1	41	51	163	Williams	Barbara	Cybi Striders	V40	40	0.9657	65	1	41	51
60	1	41	52	189	Holding	Janine	Darwen Dashers	V45	45	0.9263	45	1	41	52

RESULTS - LADIES



Four Villages Half Marathon

19-Jan-1997

POS	H	M	S	No	Surname	First Names	Club Name	Cat	Age	Corr	pos	h	m	s
61	1	42	11	684	Labriandis	Catherine Louise			25	1.0000	80	1	42	11
62	1	42	19	633	Metcalfe	Ruth Elizabeth	North Wales R.R.		25	1.0000	82	1	42	19
63	1	42	19	133	Tinsley	Judith	Wirral Athletic Club	V40	41	0.9578	68	1	38	59
64	1	42	51	170	Porter	Miriam	Mersey Triathlon		32	1.0000	83	1	42	51
65	1	42	59	124	Finnerty	Susan	Blackburn R.R.		30	1.0000	84	1	42	59
66	1	43	7	621	Binyon	J.E.		V35	38	0.9813	78	1	41	11
67	1	43	23	112	Datlen	Barbara	Oswestry Olympians A.C.	V40	43	0.9421	60	1	37	23
68	1	43	24	632	Davenport	Maggie	Vale Royal	V45	48	0.9022	39	1	33	17
69	1	43	33	1330	Mc Gibbon	K			27	1.0000	86	1	43	33
70	1	43	39	103	Daung	Louise	Cheshire Constabulary		34	1.0000	87	1	43	39
71	1	43	40	679	Dryer	Judith	Wrexham Athletic Club		30	1.0000	88	1	43	40
72	1	43	59	615	Taylor	Geraldine	Warrington Athletic Club	V40	40	0.9657	74	1	40	25
73	1	44	0	141	Rowberry	Mrs. Pauline	Telford Harriers	V50	53	0.8615	22	1	29	35
74	1	44	8	178	Barlow-McGann	Debra	Stockport Harriers		29	1.0000	91	1	44	8
75	1	44	22	605	Coburn	Helen Louise			34	1.0000	94	1	44	22
76	1	44	28	109	Gannon	Deborah	Spectrum Striders		29	1.0000	95	1	44	28
77	1	44	31	699	McFarlane	Louise	Vale Royal	V35	35	1.0000	96	1	44	31
78	1	45	0	638	Chee	Jennefer	Pensby Road Runners	V45	49	0.8942	42	1	33	53
79	1	45	11	669	Mc Loughlin	Angela	Birkenhead A.C.	V40	44	0.9342	63	1	38	15
80	1	45	13	616	Winrow	Kathy	Vale Royal		34	1.0000	101	1	45	13
81	1	46	0	145	Burke	Eileen	Picton Running Club	V45	46	0.9022	55	1	35	37
82	1	46	3	631	Robinson	Janine	Stockport Harriers		26	1.0000	104	1	46	3
83	1	46	23	131	Jones	Judith Bronwyn			33	1.0000	106	1	46	23
84	1	46	52	1304	Claque	Lesley	Tattenhall Runners	V55	56	0.8364	21	1	29	22
85	1	47	8	127	Pugh	Bridget	Shropshire Shufflers	V35	37	0.9891	103	1	45	57
86	1	47	27	637	Roberts	Tracy		V35	35	1.0000	109	1	47	27
87	1	47	36	696	Wills	Maura	East Lancs X.C.		27	1.0000	111	1	47	36
88	1	47	49	601	Murphy	Jeanette Margaret	Ford Halewood A.C.	V50	51	0.8780	47	1	34	39
89	1	47	53	695	Jones	Christine	Denbigh Harriers	V35	35	1.0000	114	1	47	53
90	1	47	59	165	Moran	Margaret Mary	Swinton Jog-Fit		33	1.0000	115	1	47	59
91	1	48	19	182	Plumb	Rebecca Lilian Eisp	Belle Vue Racers		20	1.0000	118	1	48	19
92	1	48	26	155	Tyrrell	Mandy	Belle Vue Racers		33	1.0000	119	1	48	26
93	1	48	51	672	Keyworth	Lesley	Pensby Road Runners	V40	40	0.9657	100	1	45	6
94	1	49	15	649	Ashton	Patricia	Northern Vets A.C.	V55	55	0.8450	35	1	32	18
95	1	50	7	614	Bruce	Valerie	Bearbrook Joggers	V50	50	0.8862	61	1	37	35
96	1	50	13	173	Code	Joanne			28	1.0000	128	1	50	13
97	1	50	19	187	Maltby	Jayne	Beverly A.C	V35	37	0.9891	123	1	49	6
98	1	50	20	662	Jones	Sheila Ann	Prestatyn Running Club	V55	57	0.8279	30	1	31	20
99	1	50	23	663	Cross	Gill	Prestatyn Running Club	V35	36	0.9969	127	1	50	2
100	1	50	30	634	Latham	Lyn			31	1.0000	129	1	50	30
101	1	50	43	678	Beauchamp	Katie	Penny Lane Striders		29	1.0000	132	1	50	43
102	1	51	1	152	Williams	Gen	Picton Running Club	V40	43	0.9421	97	1	44	35
103	1	51	10	181	Jenner	Julia Elizabeth	Merry Hill Striders	V35	36	0.9969	133	1	50	49
104	1	51	13	627	Williams	Leslie Alun	North Wales R.R.	V35	39	0.9735	117	1	48	16
105	1	51	49	104	Scott	Philippa	Helsby R.C.	V40	42	0.9499	105	1	46	12
106	1	51	50	166	Dixon	Michele	Swinton Jog-Fit	V35	37	0.9891	131	1	50	36
107	1	52	5	603	Johnson	Wendy	Creda		34	1.0000	135	1	52	5
108	1	52	7	6	Stringer	Anne	Helsby R.C.	V45	47	0.9103	79	1	42	3
109	1	52	15	1309	Killington	Marion	Wirral Athletic Club	V35	35	1.0000	136	1	52	15
110	1	52	26	1313	Wildman	Joan	Formby Harriers	V50	52	0.8697	62	1	37	46
111	1	52	33	1319	Murphy	Lynda	Village People R.C.	V40	42	0.9499	107	1	46	54
112	1	52	41	650	Salter	Denise M	Liverpool Running Club	V40	40	0.9657	121	1	48	49
113	1	53	10	681	Stockley	Sue	Liverpool Running Club		29	1.0000	140	1	53	10
114	1	53	16	656	Flissell	Valerie Mary		V40	42	0.9499	110	1	47	35
115	1	53	19	135	Machin	Polly	Birkenhead A.C.		29	1.0000	141	1	53	19
116	1	53	25	105	Ingham	Eileen	Bury Athletic Club	V45	46	0.9183	92	1	44	9
117	1	53	30	643	Murphy	Josephine	Helsby R.C.	V40	43	0.9421	108	1	46	55
118	1	53	41	666	Cushing	Sue	Helsby R.C.		34	1.0000	142	1	53	41
119	1	53	44	183	Edwards	Jacqueline Anne	Pensby Road Runners	V40	41	0.9578	122	1	48	56
120	1	53	48	665	Jones	Helen Llewellyn	Denbigh Harriers	V35	38	0.9813	134	1	51	40

RESULTS - LADIES



Four Villages Half Marathon

19-Jan-1997

POS	H	M	S	No	Surname	First Names	Club Name	Cat	Age	Corr	pos	h	m	s
121	1	54	4	158	Jones	Karen			24	1.0000	143	1	54	4
122	1	54	5	690	Cliff	Jeanie	Widnes Wasps	V50	52	0.8697	70	1	39	13
123	1	54	26	677	Bailey	Maureen	Picton Running Club	V35	35	1.0000	145	1	54	26
124	1	54	55	694	Reece	Caroline	Swinton Jog-Fit		34	1.0000	147	1	54	55
125	1	55	16	129	Couper	Patricia	Spectrum Striders	V45	47	0.9103	99	1	44	55
126	1	55	22	156	Sparshott	Lisa Anne	University of Manchester	J	19	0.9899	144	1	54	12
127	1	55	24	114	Powell	Louise			28	1.0000	149	1	55	24
128	1	55	24	102	Crawshaw	Elizabeth			31	1.0000	148	1	55	24
129	1	55	30	617	Wassen	Jan		V40	42	0.9499	125	1	49	42
130	1	56	20	122	Glanrid-Jones	Siaron	Chester Triathlon	V35	36	0.9969	152	1	55	58
131	1	56	26	651	O Hanlon	Denise	Mersey Triathlon		29	1.0000	153	1	56	26
132	1	56	36	620	Worden	Margaret			29	1.0000	154	1	56	36
133	1	56	36	193	Reason	Lita	Stockport Harriers	V45	49	0.8942	93	1	44	15
134	1	56	53	188	Shaw	Marie			31	1.0000	155	1	56	53
135	1	56	58	176	Wilson	Denise	Pensby Road Runners	V35	37	0.9691	151	1	55	41
136	1	57	6	120	Lawson	Sue	Wirral Athletic Club	V45	49	0.8942	98	1	44	42
137	1	57	16	613	Midgley	Karen	Littlewood Leggers		30	1.0000	158	1	57	16
138	1	57	19	169	O Callaghan	Carol Lesley	Shropshire Shufflers	V40	43	0.9421	130	1	50	31
139	1	57	28	175	Roberts	Sheila	Shropshire Shufflers	V55	59	0.8108	52	1	35	14
140	1	57	44	1328	Russell	Jennifer	Buxton Athletic Club		22	1.0000	160	1	57	44
141	1	57	48	179	Murrell	Lynne Diane		V45	46	0.9183	118	1	48	10
142	1	57	54	174	Pye	Maria	Lancaster & Morecambe	V35	39	0.9735	146	1	54	46
143	1	58	9	676	Targett	Tracy	Clayton-le-Moors		23	1.0000	162	1	58	9
144	1	58	16	647	Suanderson-Azas	Debbie	Littlewood Leggers		29	1.0000	163	1	58	16
145	1	58	18	147	Mason	Linda	Derby & County A.C.	V45	47	0.9103	113	1	47	39
146	1	58	36	1320	Davenport	Eileen			33	1.0000	164	1	58	36
147	1	58	38	680	Priest	Janis Ruth			27	1.0000	165	1	58	38
148	1	58	49	664	Shelbourne	Elizabeth	Picton Running Club		34	1.0000	166	1	58	49
149	1	58	52	134	Machin	Val	Birkenhead A.C.	V50	52	0.8697	85	1	43	22
150	1	59	29	x1328	Recorded	Twice			47	0.9103	120	1	48	45
151	1	59	45	172	Simpson	Kathryn			28	1.0000	170	1	59	45
152	1	59	54	118	Brown	Monica	Picton Running Club	V50	54	0.8532	81	1	42	17
153	2	0	17	1321	Wood	Gill	Wrexham Athletic Club	V40	44	0.9342	137	1	52	22
154	2	0	17	106	Watson	Sheona	Bury Athletic Club	V35	39	0.9735	156	1	57	5
155	2	0	18	641	Peck	Shrah	Frodsham Harriers		31	1.0000	171	2	0	18
156	2	0	21	1327	Evans	Del	Eryri Harriers	V45	49	0.8942	112	1	47	37
157	2	1	31	697	Bowyer	Janet	Stockport Athletic Club	V35	38	0.9813	168	1	59	14
158	2	1	31	1308	Devine	Elaine	Stockport Harriers	V40	42	0.9499	150	1	55	25
159	2	1	39	682	Blakeley	Margaret Elizabeth	Shropshire Shufflers	V50	54	0.8532	89	1	43	47
160	2	2	12	146	Wright	Jacqueline	Spectrum Striders	V45	49	0.8942	124	1	49	18
161	2	2	47	137	Swinerton	Shelagh,Anne	South Cheshire Harriers	V45	49	0.8942	126	1	49	47
162	2	4	17	1315	Mathews	Sarah	Bolton Harriers & A.C.		29	1.0000	175	2	4	17
163	2	4	33	693	Salisbury	Elizabeth	Shropshire Shufflers	V40	43	0.9421	159	1	57	20
164	2	4	44	1333	Glass	Sue			30	1.0000	177	2	4	44
165	2	4	57	668	Brandrick	Gillian Anne	Prestatyn Running Club	V40	40	0.9657	172	2	0	39
166	2	5	12	654	Lewis	Cynthia Joyce	Telford Harriers	V45	48	0.9022	139	1	52	57
167	2	5	52	130	Peters	Joan	Liverpool Running Club	V35	36	0.9969	178	2	5	28
168	2	6	12	1300	Oakes	Anne	Salford Metropolitan Athletic	V40	40	0.9657	174	2	1	52
169	2	6	32	138	Vaughan	Lisa			27	1.0000	179	2	6	32
170	2	6	44	670	Quick	Ruth	Widnes Wasps	V55	58	0.8193	90	1	43	49
171	2	6	46	698	Cross	Kathy	Picton Running Club	V35	38	0.9813	176	2	4	23
172	2	7	51	180	Wingate	Katherine Mary	Widnes Wasps	V55	57	0.8279	102	1	45	50
173	2	7	53	675	Fitzhenry	Maureen	Widnes Wasps	V40	42	0.9499	173	2	1	28
174	2	8	33	657	Crofts	Anne		V60	62	0.7842	77	1	40	48
175	2	9	16	160	Holt	Susan		V35	35	1.0000	181	2	9	16
176	2	9	22	1411	Alford	Laura Mary		V45	47	0.9103	161	1	57	45
177	2	9	31	126	Turpin	Cath		V50	52	0.8697	138	1	52	38
178	2	10	57	157	Foulkes	Wendy Jane	Shropshire Shufflers	V45	49	0.8942	157	1	57	5
179	2	11	5	107	Clamp	Susan	St Vincents School for the Bl	V45	47	0.9103	189	1	59	19
180	2	11	14	683	Polter	Tara	University of Manchester		20	1.0000	182	2	11	14

RESULTS - LADIES



Four Villages Half Marathon

19-Jan-1997

POS	H	M	S	No	Surname	First Names	Club Name	Cat	Age	Corr	pos	h	m	s
181	2	13	16	1325	Martin	Jenny	Prestatyn Running Club	V45	49	0.8942	167	1	59	10
182	2	14	11	1318	Marsden	Jane		V40	41	0.9578	180	2	8	31
183	2	23	0	108	Stevenson	Elaine	Middleton Harriers	V45	46	0.9183	183	2	11	19
184	2	25	13	636	Watkins	Roberta	Shropshire Shufflers	V35	35	1.0000	185	2	25	13
185	2	25	13	628	Evans	Christine	Shropshire Shufflers	V35	38	0.9813	184	2	22	30
186	2	25	13	685	Party	Donna Maria	Shropshire Shufflers		32	1.0000	186	2	25	13

*** The Charts ***

1 Where You Came From by Postal Code

This shows the distribution of postal code areas for all 1409 people who were accepted for the race. Most runners (27%) came from the Liverpool area, almost twice the number from any other area.

The following seven charts apply to people who actually ran - i.e. they exclude the runners who were accepted but did not run. They also distinguish between men's and ladies' statistics.

2 Distribution of Runners by Category

This shows how many runners competed from each age category. Note that the V35 category only applies to ladies.

3 Age Distribution of Runners

This shows the number of runners at each age. For men, the youngest runner was 17 and the oldest 74. For ladies, the youngest runner was 19 and the oldest 62. The shape of the chart is self explanatory.

4 Finishing Times

This shows how many people crossed the finishing line every minute. Peak hour for men was around 1h 35m and for ladies was about 15 minutes later.

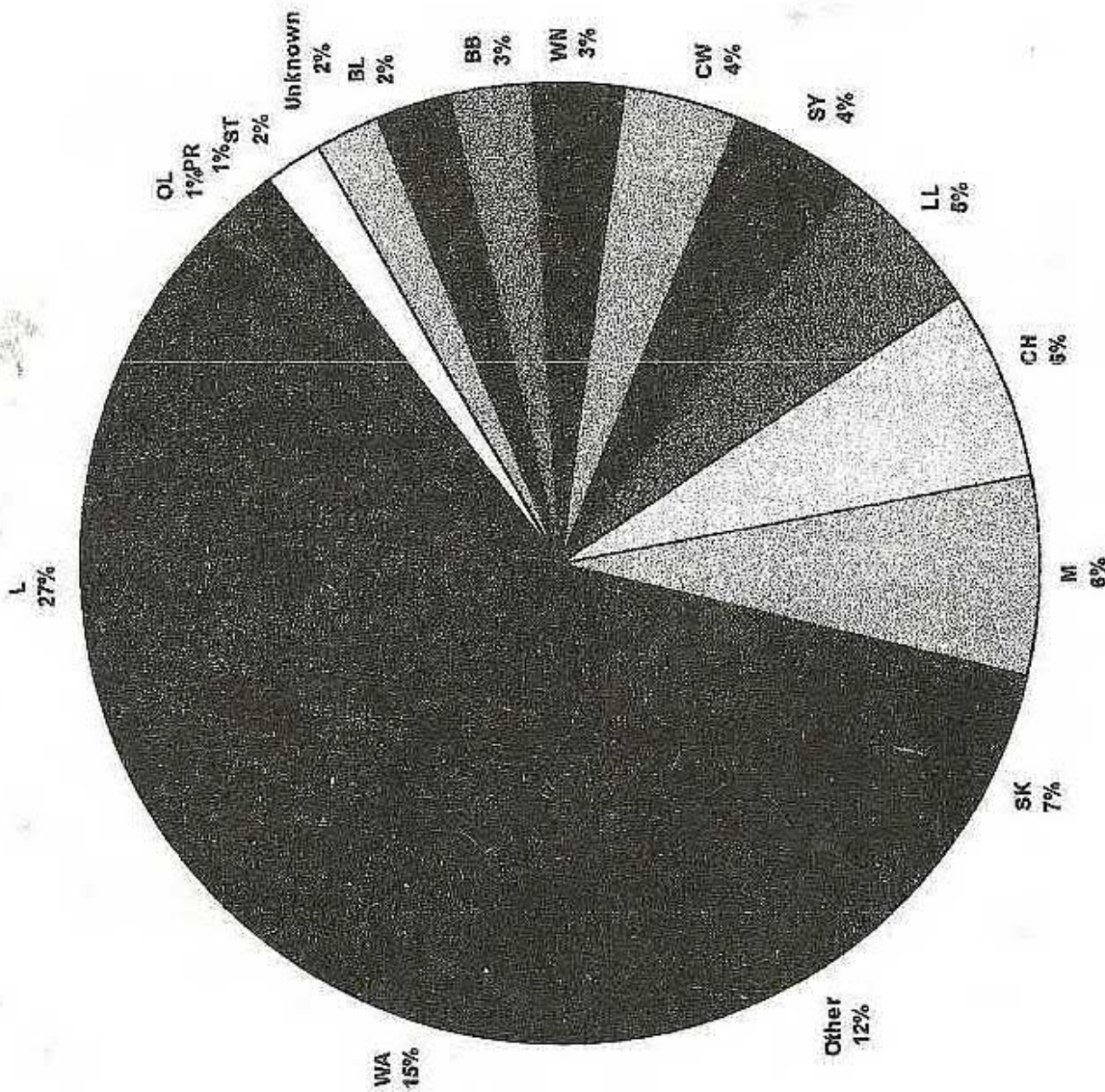
5 & 6 Fastest Finishing Times

These show the fastest times for the runners at each age for men (chart 5) and for women (chart 6). The dark lines show how fast a world class athlete would be expected to run the race, allowing for age. World Class is regarded as approximately 90% of world record time. On the day several performances were truly World Class, i.e. where the white line is below the corresponding dark one.

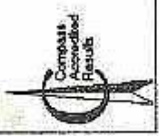
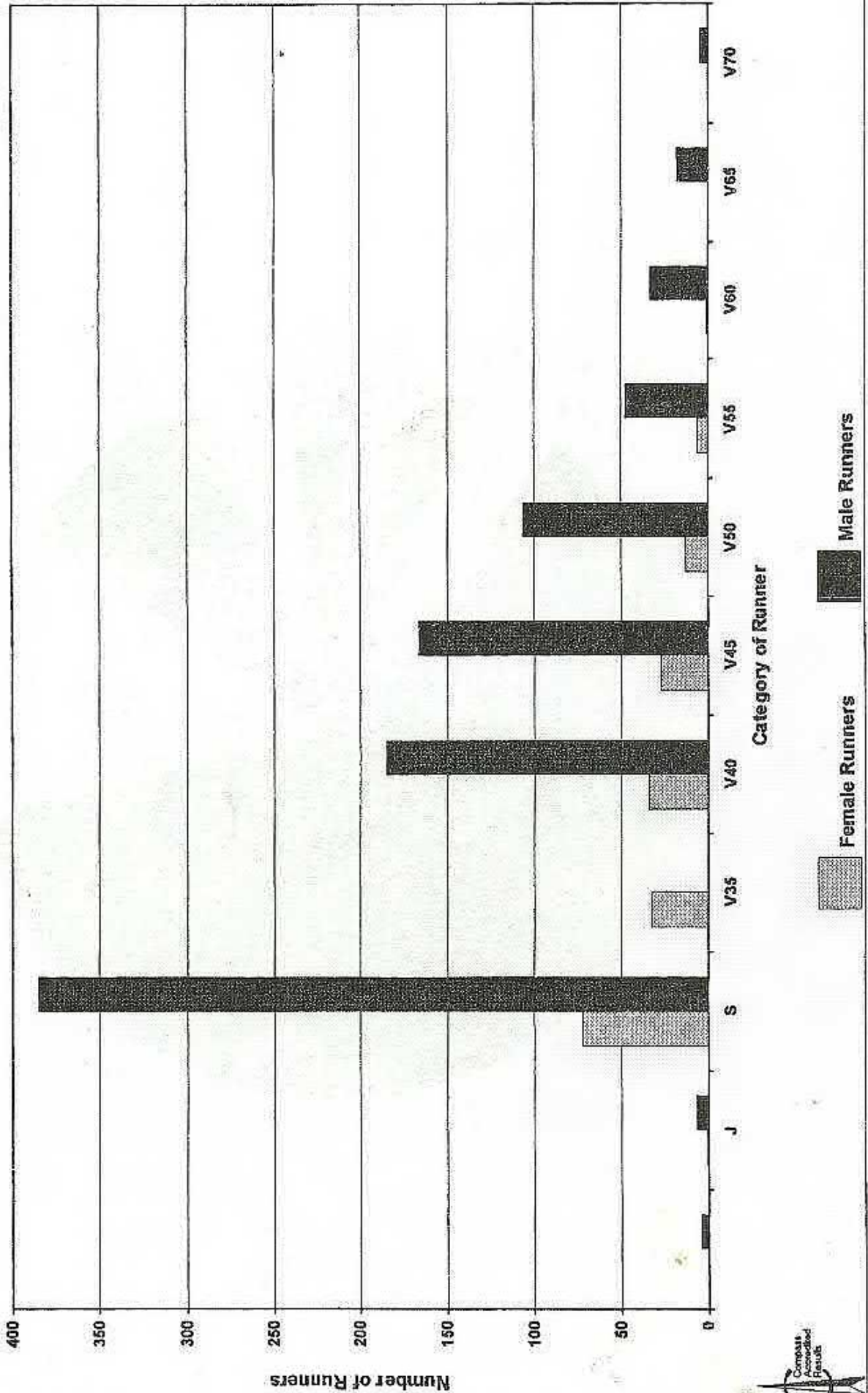
7 & 8 Average Finishing Times

These show the average times for runners at each age for men (chart 7) and for women (chart 8). The dark lines show how fast a Regional Class athlete would be expected to run the race, allowing for age. Regional Class is regarded as approximately 70% of world record time. Most of the runners were a little slower than Regional Class, i.e. the white line is generally above the corresponding dark one.

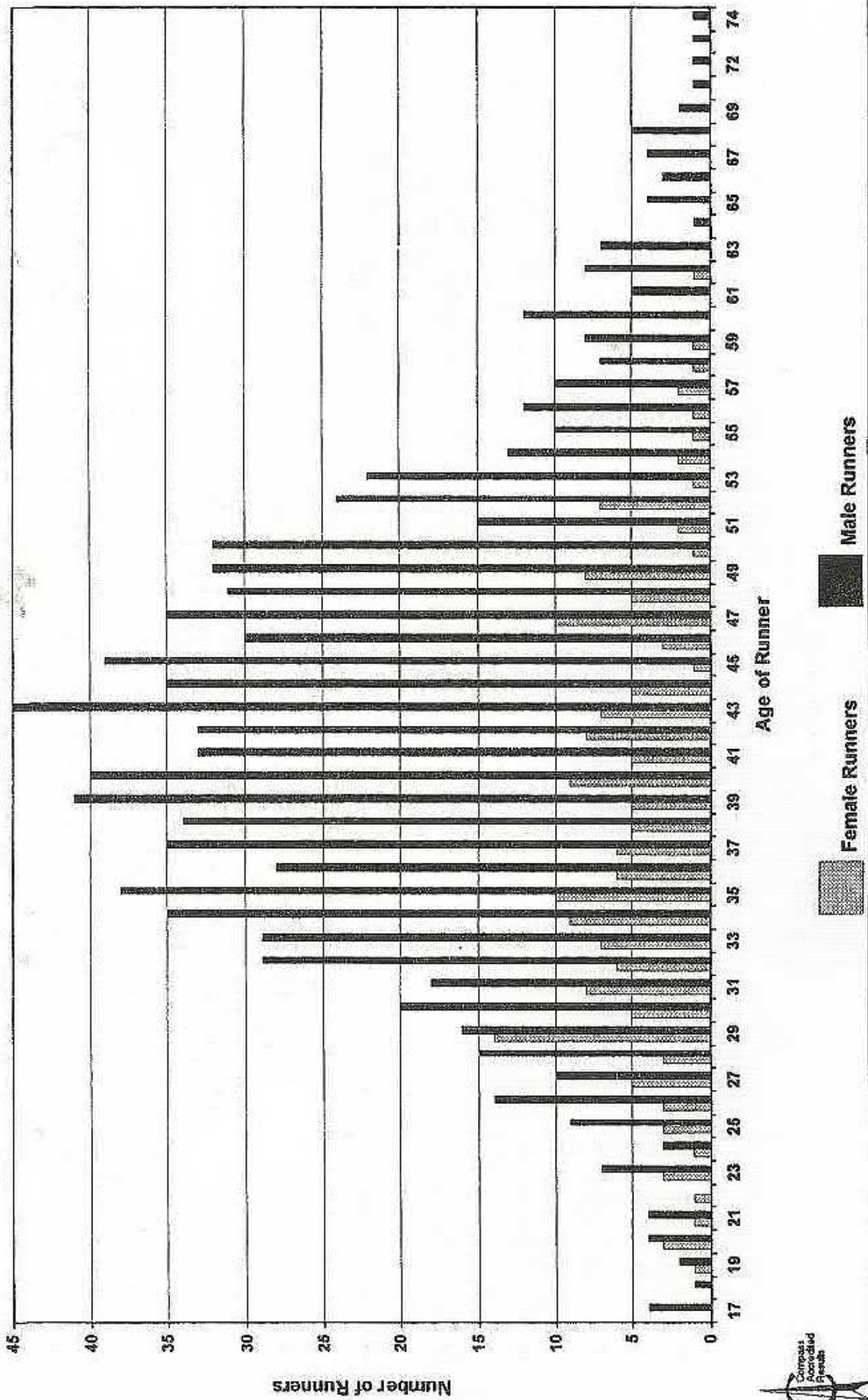
Where You Come From by Postal Area



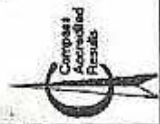
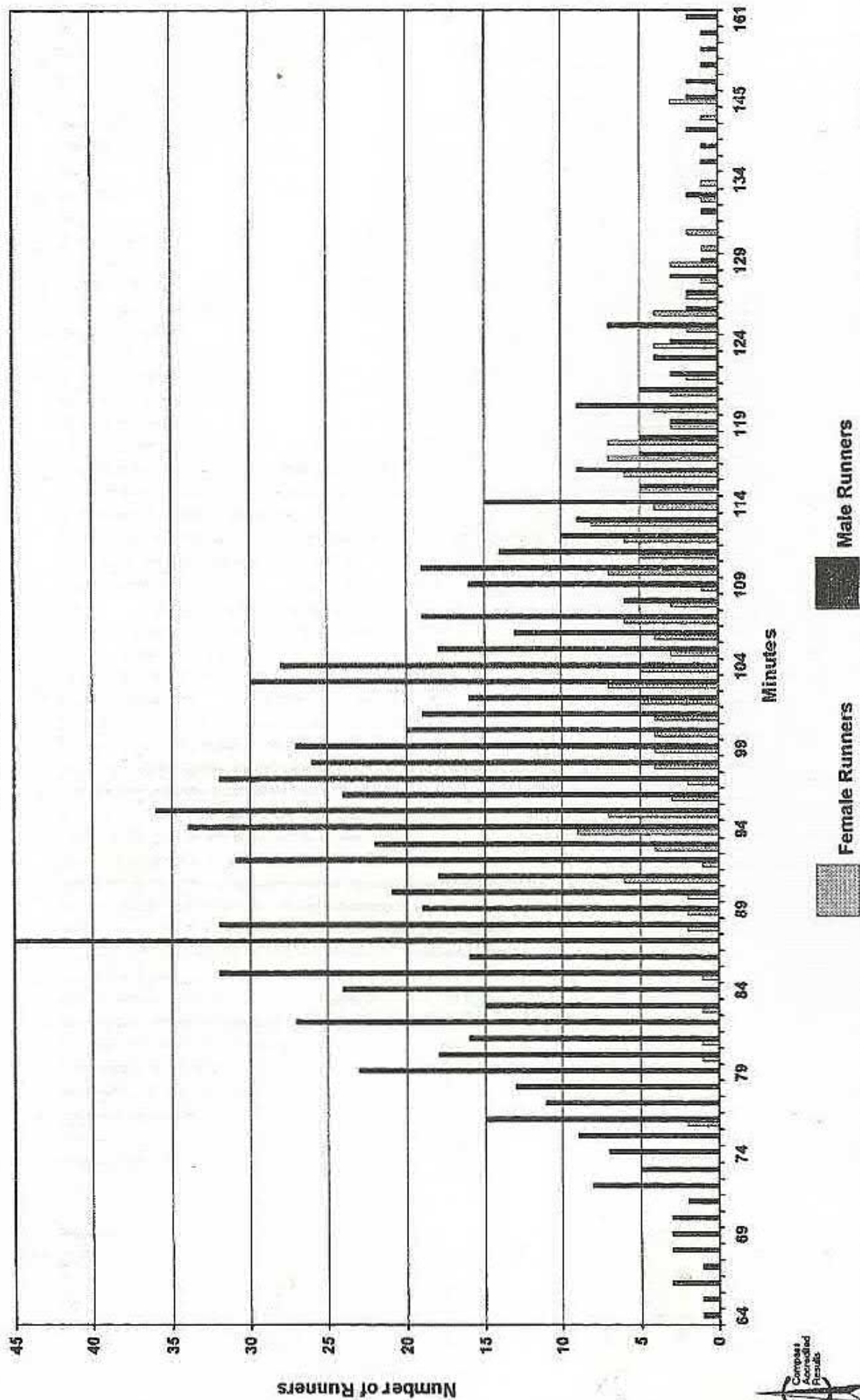
Distribution of Runners by Category
for male and female runners



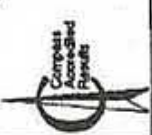

Distribution of Runners by Age for male and female runners



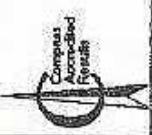
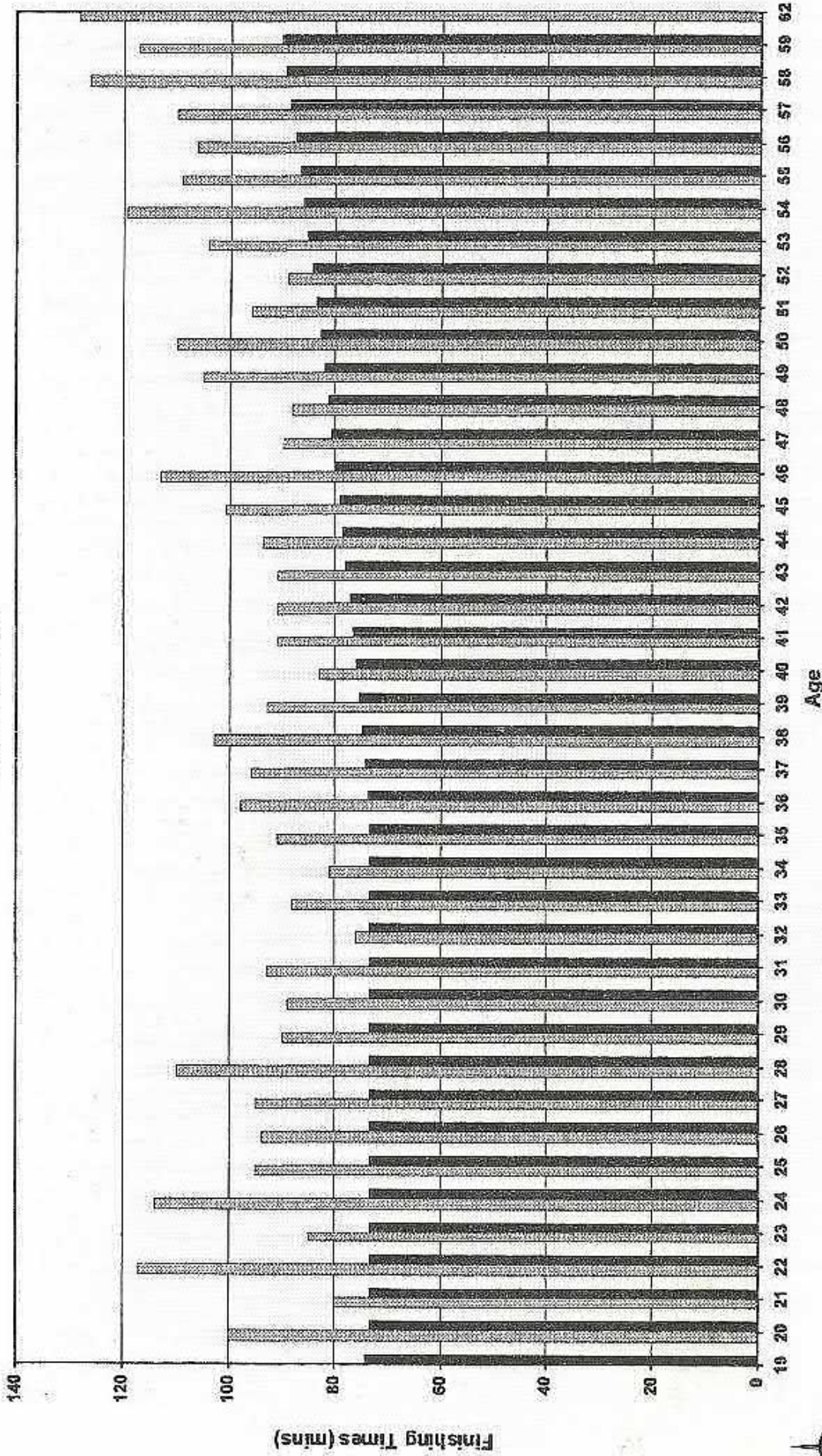
Finishing Times for male and female runners



Fastest Finishing Times for male runners

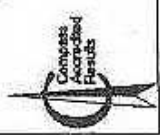
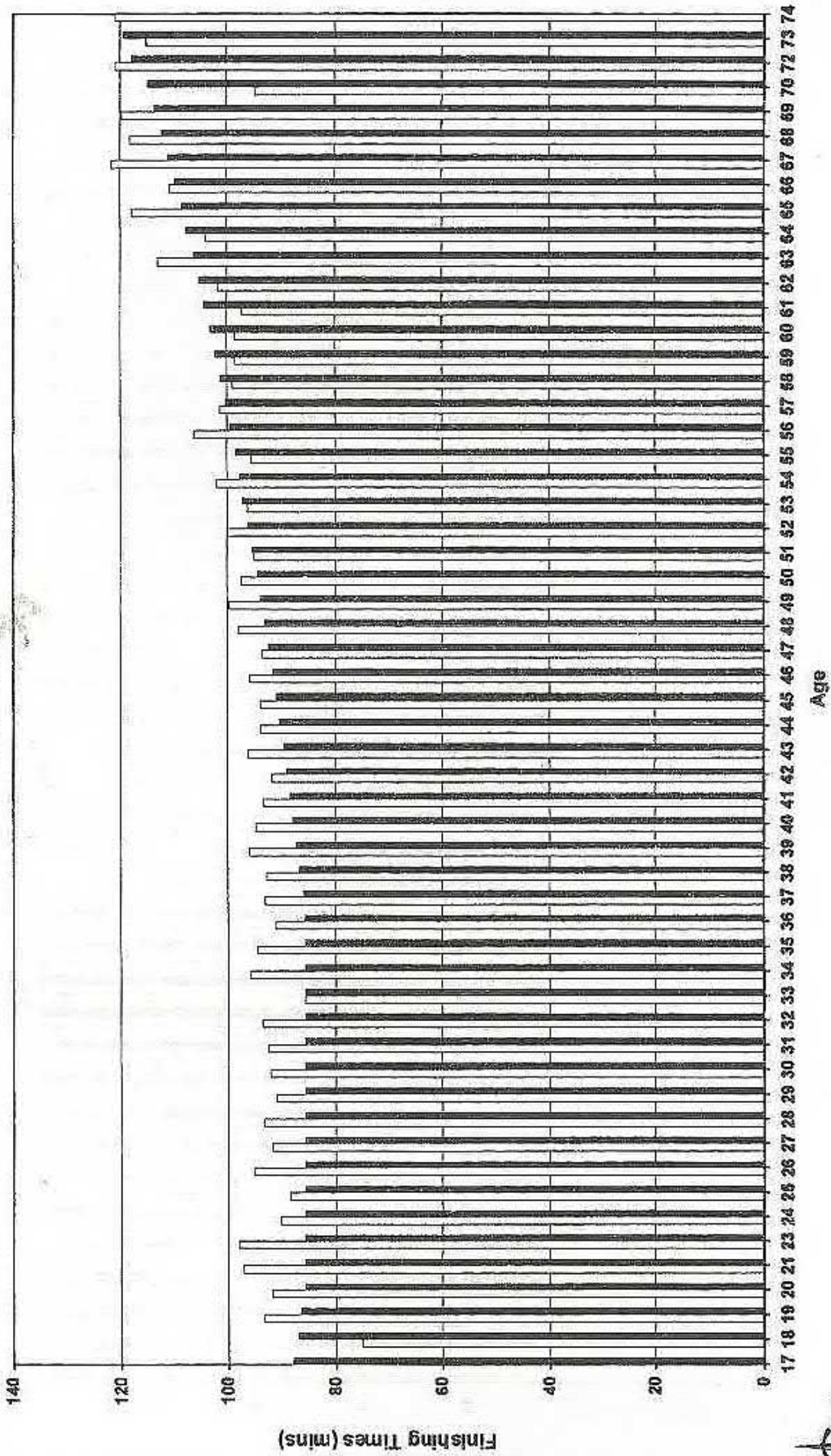


Fastest Finishing Times for female runners

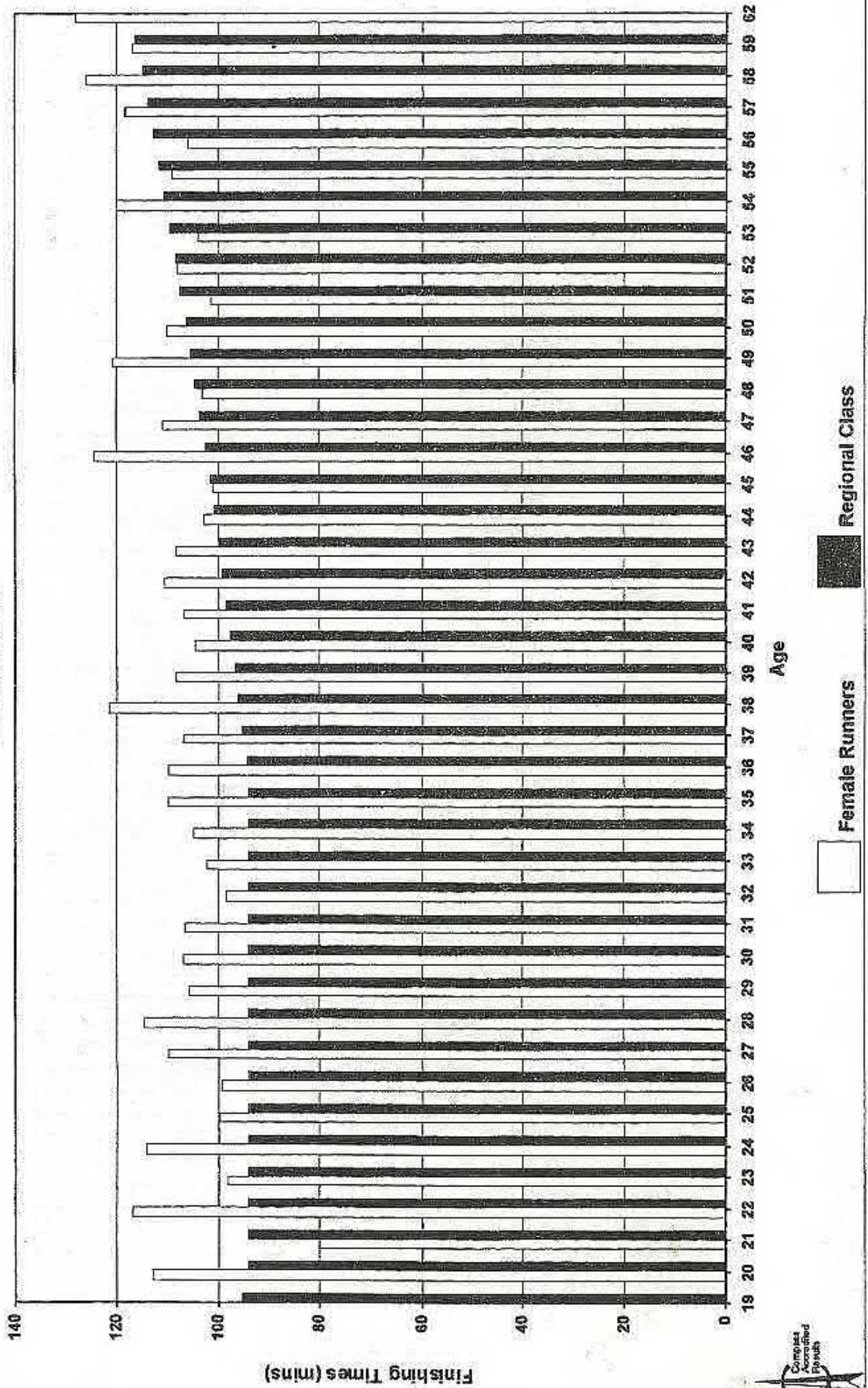


Female Runners World Class

Average Finishing Times for Male Runners



Average Finishing Times for female runners



*** *PRORUNNER* ***

Thank you for requesting the results of the Four Villages Half Marathon. We hope that they provide those of you who are interested in statistics with many hours of amusement.

This is the third year that we have handled the results and, after the favourable reactions to last year's race results, we thought that it might be worthwhile rewriting the programs so they could be used by other event organisers. The end result is *PRORUNNER*.

We have tried to make the programs simple to use, fast and very flexible. During the race you may have noticed that we were able to provide finishing times and positions within minutes of runners actually crossing the finishing line.

In order to run *PRORUNNER* you will need a PC running Windows 95 and about 16Mbytes of memory plus a printer to provide print-outs of the results and graphs.

We need a few more weeks to check the system out thoroughly, but we expect to have it available for sale around early March. If you think that your club may be interested please drop us a line around late February when we shall be pleased to send you a demonstration disc that shows just what *PRORUNNER* is able to do. We look forward to hearing from you.

Compass Computer Consultants Ltd
Compass House
243, Chester Road
Helsby
WARRINGTON
Cheshire
WA6 0AQ

Phone: 01928-725522
Fax: 01928-723594